

URBAN LANDSCAPE



The Jaquar Group was built on the platform of the highest quality standards, aesthetics and with the intent of providing world-class products. Conceived way back in 1960, the Jaquar Group is an undisputed market leader in the organised bath fittings category. Jaquar is India's most trusted bathing fittings brand, controlling 60% of the branded market in India. It has a sizeable global presence in the highly complex markets of Europe, the Middle East, Africa and South East Asia. The three key facets of the Jaquar brand are: passion for technology, high quality products and unmatched customer service.

With Jaquar switch to the future of lighting



Conceived back in 1960, the Jaquar Group has been built on the platform of the highest quality standards, aesthetics and the intent of providing world class products. The group's lighting division too has been setting new parameters of excellence while witnessing unprecedented success.

Jaquar offers innovative, energy-efficient lighting solutions, for an array of places and purposes. From home to office, decorative to landscaping, from gorgeous chandeliers to unique LEDs, you name it, we have it. All products that illuminate with the highest quality, with a wide range of designs and supported by excellent after-sales services.

”

Our Vision

To be the brand that inspires people worldwide to rediscover the joys of water and light.



Our Mission

Continuously striving to create value and exceed customers' expectations in quality, delivery, and cost-effectiveness through continuous product innovation and cutting-edge technologies.





Proudly Made in India

Jaquar has a fully automated, state-of-the-art manufacturing facility sprawling over 68,000 sq. m. of covered area. It also boasts of a NABL-accredited lab with in-house testing capability for CCT upto 100,000 K.

Jaquar's operations also have global certifications like ISO 9001:2015, BIS and BEE BIS certification for its LED Lamps, Drivers, Panels, LED Streetlights and Floodlights, as per the latest applicable Indian standards. Jaquar also follows global standards like UL, ECAS and EC.

Our technology

- In-house compliant LED driver manufacturing capability
- LED module manufacturing unit with high-precision optical inspection equipment that can mount 160,000 LEDs per hour as well as 120,000 electronic components per hour simultaneously
- Powder coating machine to make 22,000 LED housing units a day
- In-house pressure die-casting machines of 250 tons and 350 tons for making housings
- Save up to 90% of the energy required for similar levels of illumination by conventional, non-LED products
- Designed to be glare-free and provide uniform illumination
- Built to be high efficiency products that provide approximately 100 Lm/W-higher than most competing products



Light up your world with Jaquar Lighting

Jaquar Orientation Centres: You can see, touch and feel the whole range of Jaquar's lighting products at our Orientation Centres in 21 cities across India. Offering a one-stop solution to the discovery and selection process, the orientation centre is manned by trained experts who can help you find the perfect match even for your most unique lighting requirements.

Customisation and End-to-End Solutions: We can offer solutions that meet specific client requirements, as well as the added advantage of a 3-5-year warranty on each lighting product.

Planning and Installation: Dedicated Project Management teams provide supervision to each project for proper installation and functioning of the products.

Pro-active Customer Care: Jaquar lighting provides India's most reliable service to its customers with a fully integrated service network, warranty on its products, and over 1,000 trained technicians across the country.




Jaquar's quality assurance systems

- Glow Wire Test System tests the flame resistance of lamps and luminaires to ensure they conform to: IS 10322
- Needle Flame Tester evaluates risk of flammability inside the equipment, by counting the duration and the length of burn. Standards conforming to: IS 10322 (Part 1)
- Switching Life Test System determines the utility and reliability of products by checking their switching ability. A switching counter switches the product ON and OFF every 30 seconds. Standards conforming to: IS 16102 (Part 2), IS 16107 (Part 2/ Sec 1&2), IEC 62722-2-1, IEC 62612
- Impact Tester tests coatings for crack formation, breaking off, adhesion and elasticity, because coatings such as paint, varnish, conversion coatings, and related coating products are subject to impact damage during their manufacturing and product life. Standards conforming to: ASTM D2794-93(2010), ISO 6272-1:2011
- Conical Mandrel Bend Tester tests the coating on the surface of panels to assess the elasticity or resistance of a coating paint or varnish. Standards conforming to: ASTM D 522 and ISO 6860

Global Certification





Jaquar's Lux Studio


Imagine a space where the boundaries between architecture and light are blurred? The Lux Studio by Jaquar, in New Delhi, is a first-of-its-kind light studio where a wide range of architectural lighting solutions is showcased in an applied scenario.

The designers of the studio, Harmeet Singh Issar and Nivedita Sehrawat of Design Matrix, say that they **"...took the three constructs of space, time and light and merged them together to create an experience that is unpretentious, unexpected, fluid in form and program, and dignified yet engaging."**

Unlike the usual design of experience centres for lighting that typically tends to fall into two categories - white, matte minimalism driven by surface textures, or a dark, edgier aesthetic emphasizing contrasts- the design of Lux Studio amalgamates and represents both these approaches.

Dark, solid, charcoal grey walls of the Studio, contrast with luminous, textural 'light' partitions. Both sit side by side in an amorphous, flowing plan. Designed to be flexible, the space is both a blank canvas for lighting experiments - making allowance for tests and trials, as well as evaluating space for light/light quality - in the Dark Room. The setting of the Lux Studio itself is a display of Jaquar's lighting capability and possibilities.

To discover how Jaquar's lighting range carries forward the legacy of the brand's commitment to excellence in bathroom fixtures, quality and customer satisfaction, the Lux Studio is a perfect showcase of possibilities and ideas for everyone who's planning to create buildings and spaces that are illuminated brilliantly.





IT'S A POLE NEW WORLD

“

JAGUAR POLE LIGHTING, WHERE WE SHOWCASE THE LATEST INNOVATIONS IN OUTDOOR LIGHTING SOLUTIONS. OUR CATALOGUE FEATURES A WIDE RANGE OF POLE LIGHTING OPTIONS, INCLUDING TRADITIONAL AND MODERN DESIGNS, ENERGY-EFFICIENT LED LIGHTING, AND SMART LIGHTING TECHNOLOGY. WHETHER YOU ARE LOOKING FOR LIGHTING SOLUTIONS FOR RESIDENTIAL, COMMERCIAL, OR PUBLIC SPACES, OUR CATALOGUE HAS SOMETHING FOR EVERYONE.

WE ARE EXCITED TO OFFER A WIDE RANGE OF LIGHTING SOLUTIONS TO MEET YOUR SPECIFIC NEEDS. OUR TEAM OF EXPERTS IS DEDICATED TO PROVIDING YOU WITH THE GUIDANCE AND SUPPORT NECESSARY TO CHOOSE THE RIGHT LIGHTING SOLUTIONS FOR YOUR PROJECT.

”

POLES MANUFACTURING PROCESS

STEP-01

MATERIAL SELECTION

Start with selecting high-quality GI pipe/Aluminum as the raw material.

STEP-02

SURFACE PREPARATION

The poles are cleaned to remove excess zinc, to improve the surface finish.

STEP-03

CUTTING AND SHAPING

Special machines & techniques (bending and welding) are used to bend GI pipes to form desired poles shapes and sizes.

STEP-04

ARRANGEMENT OF FIXTURES

Holes are drilled with precision for mounting of fixtures/luminaire. This step is required for right placement of fixtures on the poles for aesthetical values

STEP-05

PAINTING

Poles are painted for aesthetic purposes or to match a specific color scheme. The painting process typically involves surface preparation, etch primer, epoxy primer, and topcoat painting.

STEP-06

QUALITY CONTROL

Inspect the poles for defects, such as cracks, weld quality, and uniform coating thickness. Quality control checks ensure that the poles meet safety and performance standards.

STEP-07

PACKAGING AND TRANSPORTATION

Once the poles pass inspection, they are packaged (with two layers packaging process) and prepared for transportation to their installation sites.

Jaguar Lighting

— for outdoor aesthetics —



01



02



03



04



05

CONTENT

01	Decorative Poles	19-58
02	Tubular Poles	61-80
03	Aluminum Poles	83-122
04	Eden Series	125-220
05	Luminaire	223-254

Enhancing the Urban Landscape:

The Power of Lighting in Urban Design

Energy Efficiency

Our pole lighting products are designed to be highly energy-efficient, helping to reduce your energy costs and carbon footprint.

Durability

Our pole lighting products are built to last, with high-quality materials and construction that can withstand harsh weather conditions and regular wear and tear.

Customizable Designs

We offer a wide range of customizable designs for our pole lighting products, allowing you to choose the perfect style and configuration for your needs.

Custom Solutions

We offer a wide range of pole lighting solutions to meet your specific needs. Whether you need lighting for a parking lot, street, or outdoor area, we have the right solution for you. Our team of experts can also work with you to create custom solutions that meet your unique needs.

Support

We are committed to providing you with the support you need throughout your project. Our team of experts is available to answer any questions you may have and provide you with the guidance necessary to ensure that your project is a success.

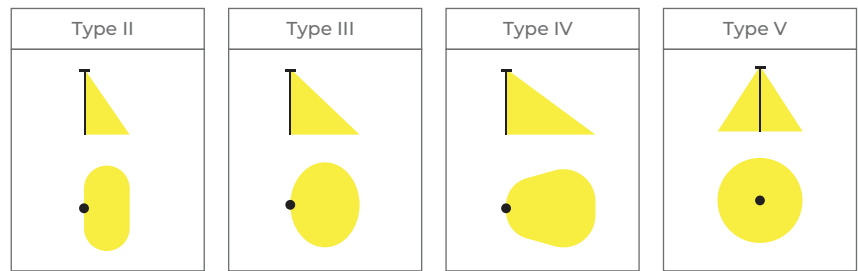
Expert Guidance

Our team of lighting experts has years of experience in the industry and is dedicated to providing you with the guidance and support necessary to choose the right lighting solutions for your project. We understand that every project is unique, and we work closely with you to ensure that your specific needs are met.

Light Distribution

Basic

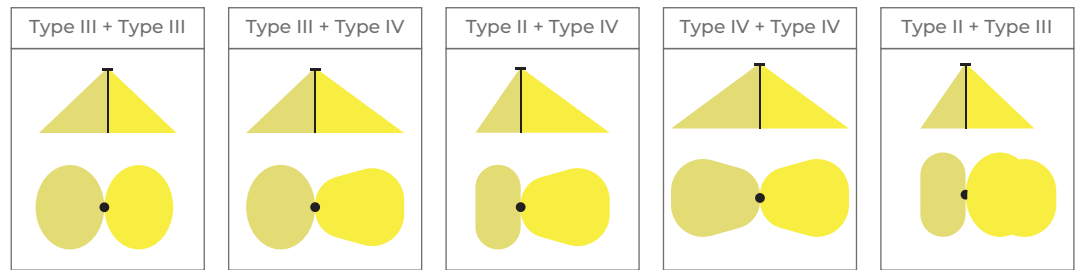
The 'Basic' version is equipped with only one source and can be adopted every time the area adjacent to the illuminated one has to remain dark or does not need lighting. Light distributions available are symmetric and asymmetric, types: II, III, IV, V; lumen output ranges from 2,500 to 7,500.



We are thrilled to unveil our latest innovation in lighting technology - the 'Ready' version. This cutting-edge solution is designed to revolutionize your lighting experience, offering unparalleled versatility and performance.

Equipped with two powerful light sources and a shared driver, the 'Ready' version provides a dynamic lighting solution that caters to a wide range of applications. Whether you need ambient illumination or focused task lighting, this product has got you covered.

With the 'Ready' version, customization is at your fingertips. Choose from ten different lumen outputs for each light source, ranging from 5,000 to 15,000 lumens. This allows you to adapt the brightness level according to your specific requirements and create the ideal lighting ambiance for any space.





PRISCILLA

19-28



ELARA

29-38



TURAIS

39 -48



HELIOS

49-58

for outdoor aesthetics

Decorative elements such as unique shapes or patterns to add to the aesthetic appeal of the street lights and the surrounding environment.

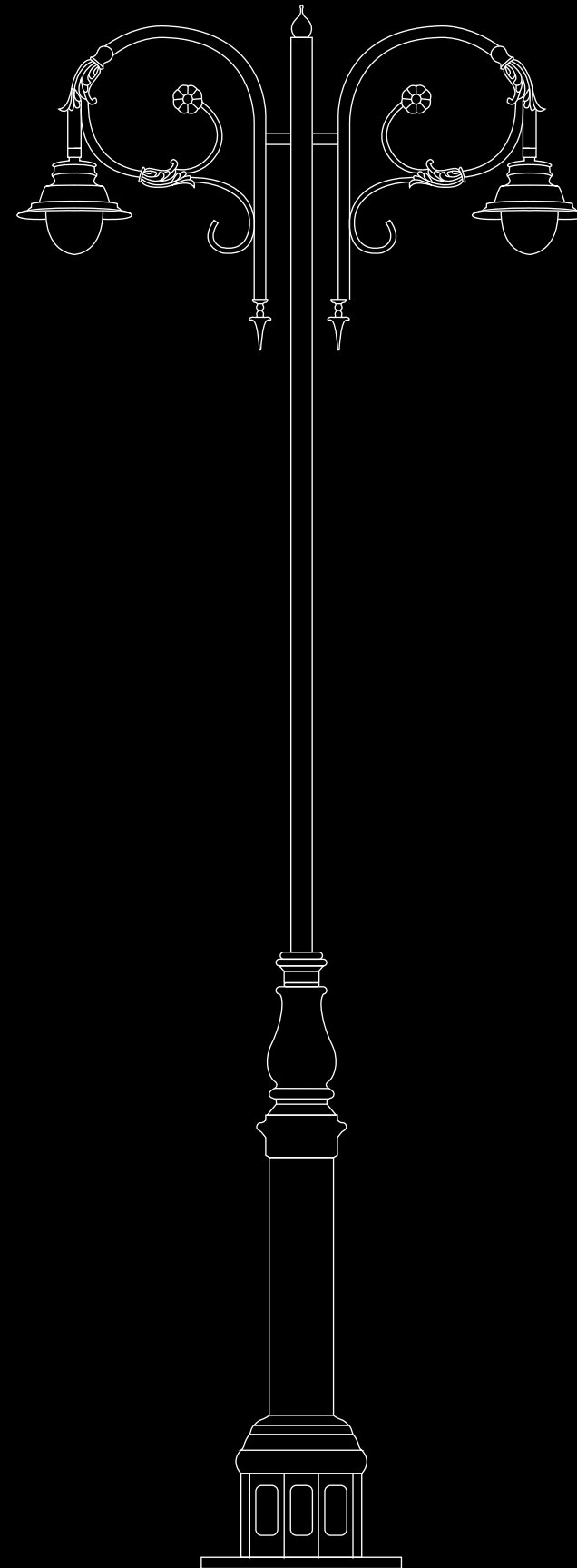
PRISCILLA

for outdoor aesthetics





for outdoor aesthetics



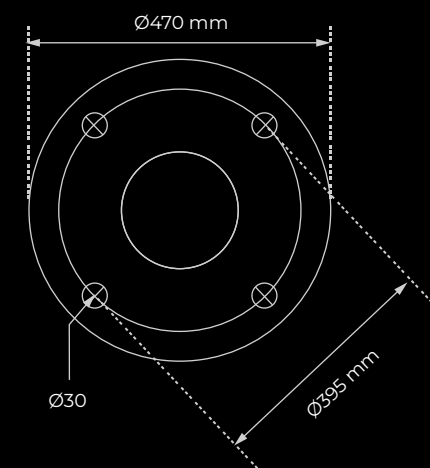
PRODUCT DESCRIPTION

- Pole design parameters vary depending on the type of bracket and loading factor.
 - All pole sections are welded using special v groove technique by certified welders using high end MIG welding processes.
 - Built-in control box.
 - The foundation bolt holes in the base plate are designed to be elongated for fine adjustments / alignment of the pole during installation.
- | | |
|----------------------|---|
| ► Pole Height | 3000mm-9000mm |
| ► Pole Pipe Material | GI pipe as per IS standard |
| | Hot Dip Galvanize as per customer requirement |
| ► Cast Iron Material | CI casting as per IS standard |
| ► PU Paint | Color as per customer requirement |
| ► Accessories | MCB & 4 Way heavy duty connector |

Product Benefits

- Quick installation.
- Wide range of Pole heights and bracket options.
- Functionally versatile, strong and stable with sound engineering.

BASE PLATE





Recommended Luminaires



PUR AIS



SENTINEL



TUR AIS



SAFIYA



BRILLIANCE

Introducing our Decorative Pole Lighting - the perfect solution for all your outdoor lighting needs! With a wide range of benefits, this innovative lighting system will not only enhance the aesthetics of any space but also provide efficient and reliable illumination.

Experience hassle-free installation and low assembly costs with our quick installation process. Choose from a variety of pole heights and bracket options to meet your specific lighting requirements. Our poles are designed to be functionally versatile, strong, and stable, ensuring long-lasting performance.

What sets our decorative pole lighting apart is its ability to seamlessly integrate with the surrounding environment. With innovative design options, you can create a visually pleasing ambiance that perfectly complements any setting. Designed for versatility, our Decorative Pole Lighting finds its application in various areas such as street lighting, smaller roadways, expressways, private driveways, residential areas, courtyards, parks, and squares.

The possibilities are endless!

Upgrade your environment with our Decorative Pole Lighting today! Enjoy the perfect blend of functionality, durability, efficiency, and visual integration. Illuminate your world like never before.

Application

- Street lighting in main road / secondary roads
- Pathways in parks, Gardens
- Resorts
- Boulevards
- Private driveways
- Residential Area Lighting
- Shopping centers
- Building perimeters and Public places

Installation Method

Surface mounted with base plate and fitted on a pre formed foundation.

Available Finish

- Umbra Grey (Mistral finish)
- Black
- And Customize color (on request)






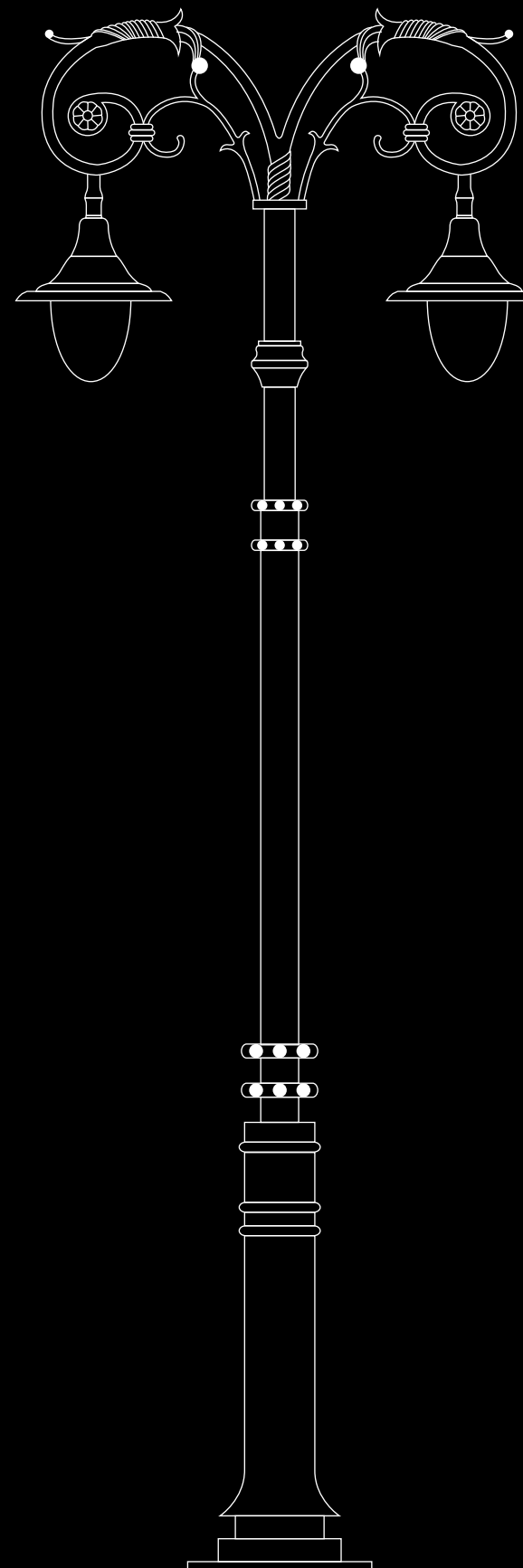
ELARA

for outdoor aesthetics





for outdoor aesthetics



PRODUCT DESCRIPTION

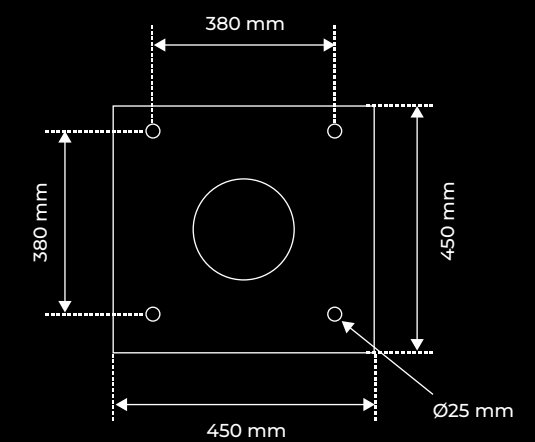
- Pole design parameters vary depending on the type of bracket and loading factor.
- All pole sections are welded using special v groove technique by certified welders using high end MIG welding processes.
- Built-in control box.
- The foundation bolt holes in the base plate are designed to be elongated for fine adjustments / alignment of the pole during installation.

► Pole Height	3000mm-6000mm
► Pole Pipe Material	GI pipe as per IS standard
	Hot Dip Galvanize as per customer requirement
► Cast Iron Material	CI casting as per IS standard
► PU Paint	Color as per customer requirement
► Accessories	MCB & 4 Way heavy duty connector

Product Benefits

- Quick installation.
- Wide range of Pole heights and bracket options.
- Functionally versatile, strong and stable with sound engineering.

BASE PLATE





Recommended Luminaires



PUR AIS



SENTINEL



TURAIS



SAFIYA



BRILLIANCE

Application

- Street lighting
- Pathways in parks, gardens
- Resorts
- Private driveways
- Residential Area Lighting

Installation Method

Surface mounted with base plate and fitted on a pre formed foundation.

Available Finish

- Umbra Grey (Mistral finish)
- Black
- And Customize color (on request)







TURAIS

for outdoor aesthetics





for outdoor aesthetics



PRODUCT DESCRIPTION

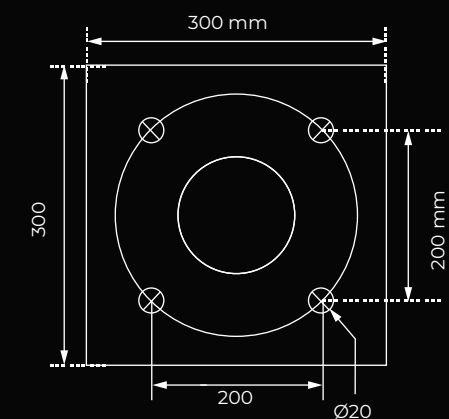
- Pole design parameters vary depending on the type of bracket and loading factor.
- All pole sections are welded using special v groove technique by certified welders using high end MIG welding processes.
- Built-in control box.
- The foundation bolt holes in the base plate are designed to be elongated for fine adjustments / alignment of the pole during installation.

► Pole Height	3000mm-5000mm
► Pole Pipe Material	GI pipe as per IS standard
	Hot Dip Galvanize as per customer requirement
► Cast Iron Material	CI casting as per IS standard
► PU Paint	Color as per customer requirement
► Accesories	MCB & 4 Way heavy duty connector

Product Benefits

- Quick installation.
- Wide range of Pole heights and bracket options.
- Functionally versatile, strong and stable with sound engineering.

BASE PLATE





Recommended Luminaires



TURAIS



POLESTAR



RENEVA



AVIOR



RADIANCE

Application

- Street lighting
- Pathways in parks, gardens
- Resorts
- Private driveways
- Residential Area Lighting

Installation Method

Surface mounted with base plate and fitted on a pre formed foundation.

Available Finish

- Umbra Grey (Mistral finish)
- Black
- And Customize color (on request)







HELIOS

for outdoor aesthetics





PRODUCT DESCRIPTION

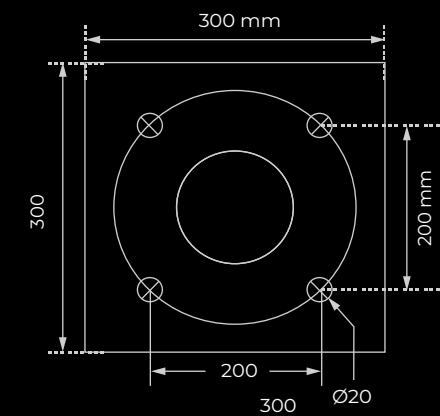
- Pole design parameters vary depending on the type of bracket and loading factor.
- All pole sections are welded using special v groove technique by certified welders using high end MIG welding processes.
- Built-in control box.
- The foundation bolt holes in the base plate are designed to be elongated for fine adjustments / alignment of the pole during installation.

► Pole Height	3000mm-5000mm
► Pole Pipe Material	GI pipe as per IS standard
	Hot Dip Galvanize as per customer requirement
► Cast Iron Material	CI casting as per IS standard
► PU Paint	Color as per customer requirement
► Accesories	MCB & 4 Way heavy duty connector

Product Benefits

- Quick installation.
- Wide range of Pole heights and bracket options.
- Functionally versatile, strong and stable with sound engineering.

BASE PLATE



for outdoor aesthetics



Recommended Luminaires



TURAI



POLESTAR



RENEVA



AVIOR



RADIANCE

Application

- Street lighting
- Pathways in parks, gardens
- Resorts
- Private driveways
- Residential Area Lighting


Installation Method

Surface mounted with base plate and fitted on a pre formed foundation.

Available Finish



- Umbra Grey (Mistral finish)
- Black
- And Customize color (on request)







for outdoor aesthetics

	MEILI	61-70
	RADIANCE	71-80


Decorative elements such as unique shapes or patterns to add to the aesthetic appeal of *the street lights and the surrounding environment.

TUBULAR POLE


MEILI

for outdoor aesthetics





for outdoor aesthetics



PRODUCT DESCRIPTION

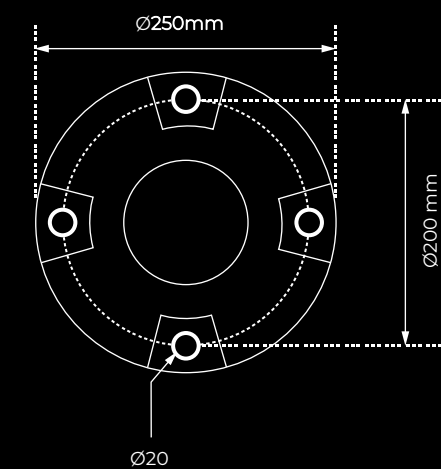
- Pole design parameters vary depending on the type of bracket and loading factor.
- All pole sections are welded using special v groove technique by certified welders using high end MIG welding processes.
- Built-in control box.
- The foundation bolt holes in the base plate are designed to be elongated for fine adjustments / alignment of the pole during installation.

► Pole Height	3000mm-7000mm
► Pole Pipe Material	GI pipe as per IS standard
	Hot Dip Galvanize as per customer requirement
► Cast Iron Material	CI casting as per IS standard
► PU Paint	Color as per customer requirement
► Accesories	MCB & 4 Way heavy duty connector

Product Benefits

- Quick installation.
- Wide range of Pole heights and bracket options.
- Functionally versatile, strong and stable with sound engineering.

BASE PLATE





Recommended Luminaires



PURAIS



SENTINEL



TURAIS



SAFIYA



BRILLIANCE

Illuminate your surroundings with our state-of-the-art pole lighting solution. With quick installation and low assembly costs, it's never been easier to brighten up your space. Our wide range of pole heights and bracket options ensures that we can meet any lighting requirement you may have. Our pole lighting is functionally versatile, strong, and stable, thanks to our sound engineering practices. And the best part! It has a long lifespan, saving you time and money on replacements.

Not only does our pole lighting provide exceptional functionality, but it also adds a touch of innovation to your environment. With our innovative design options, you can seamlessly integrate the lights with their surroundings, creating a visually pleasing atmosphere.

We take pride in offering customized solutions tailored to your specific needs. From concept to completion, we merge the best technology and practices in lighting to create a product portfolio that will exceed your expectations.

Application

- Pathways in parks, gardens
- Resorts
- Private driveways
- Residential Area Lighting
- Boulevards
- Shopping centres
- Public places
- Street Lighting

Installation Method

Surface mounted with base plate and fitted on a pre formed foundation.

Available Finish

- Umbra Grey (Mistral finish)
- Black
- And Customize color (on request)






TUBULAR POLE

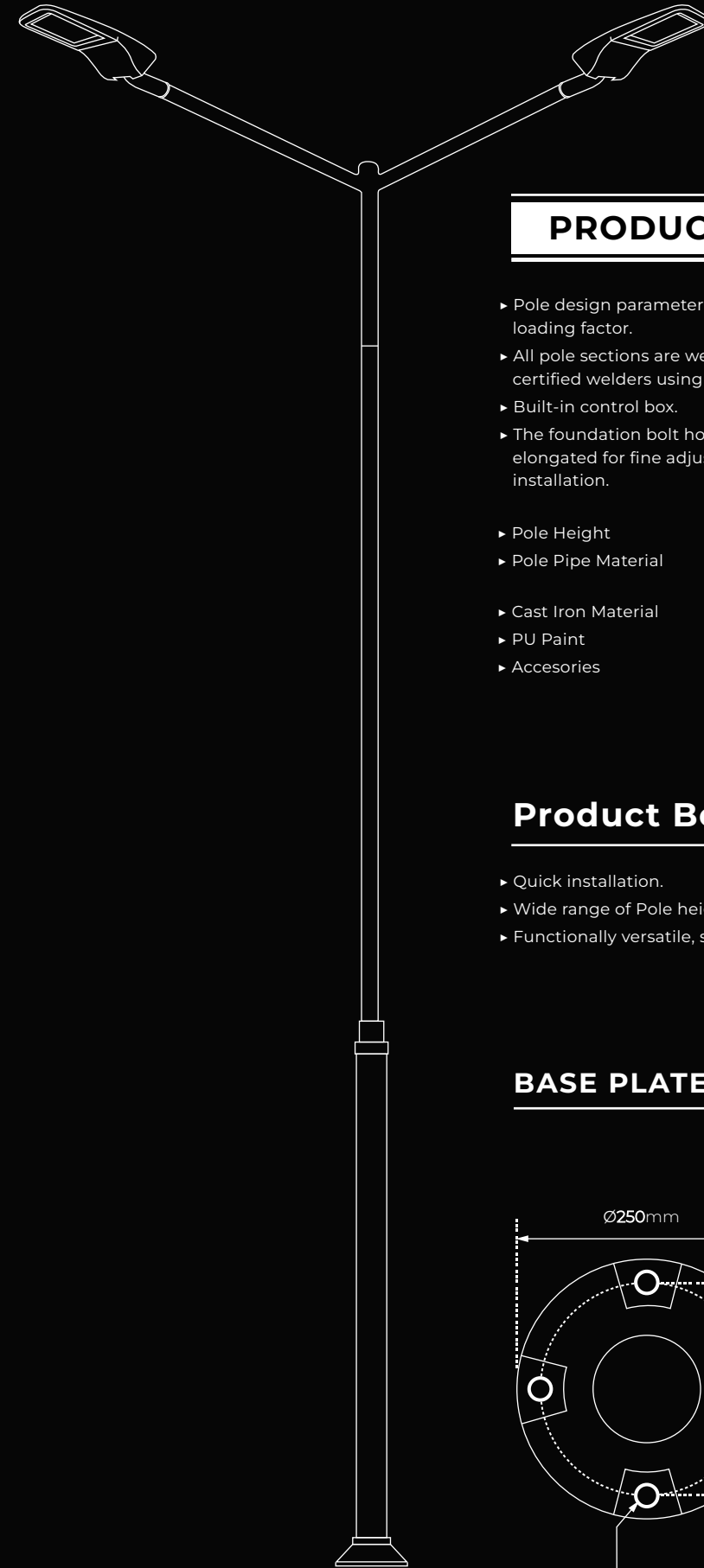
RADIANCE

for outdoor aesthetics





for outdoor aesthetics



PRODUCT DESCRIPTION

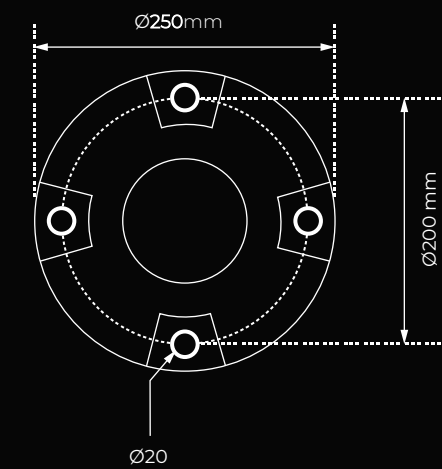
- Pole design parameters vary depending on the type of bracket and loading factor.
- All pole sections are welded using special v groove technique by certified welders using high end MIG welding processes.
- Built-in control box.
- The foundation bolt holes in the base plate are designed to be elongated for fine adjustments / alignment of the pole during installation.

► Pole Height	4000mm-7000mm
► Pole Pipe Material	GI pipe as per IS standard
	Hot Dip Galvanize as per customer requirement
► Cast Iron Material	CI casting as per IS standard
► PU Paint	Color as per customer requirement
► Accesories	MCB & 4 Way heavy duty connector

Product Benefits

- Quick installation.
- Wide range of Pole heights and bracket options.
- Functionally versatile, strong and stable with sound engineering.

BASE PLATE





Recommended Luminaires



TURAIIS



POLESTAR



AVIOR

Application

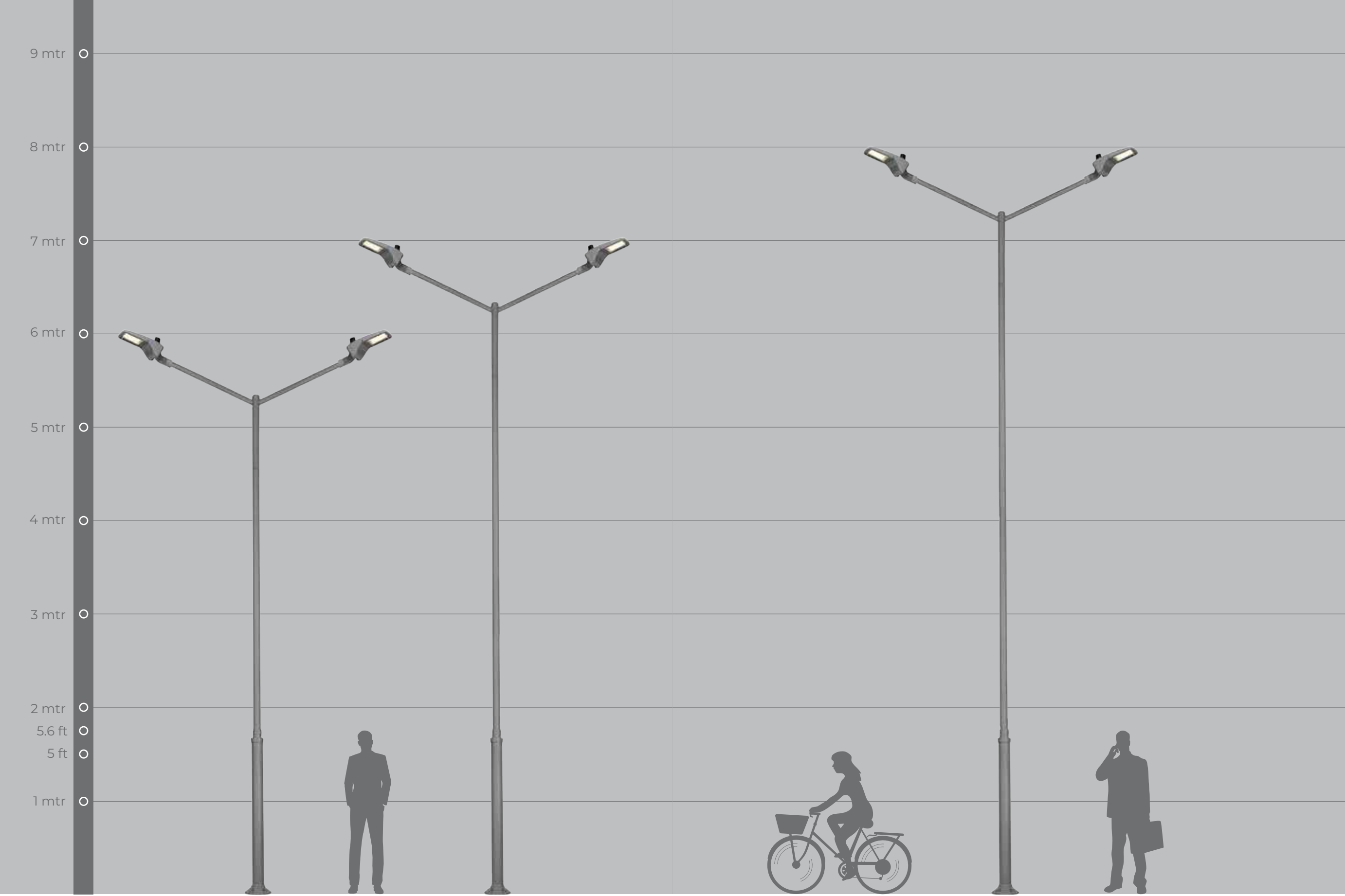
- Street lighting
- Expressways
- Private driveways, Residential Area Lighting
- Boulevards
- Shopping centres, Building
- Public & Private places.

Installation Method

Surface mounted with base plate and fitted on a pre formed foundation.

Available Finish





- Umbra Grey (Mistral finish)
- Black
- And Customize color (on request)







for outdoor aesthetics

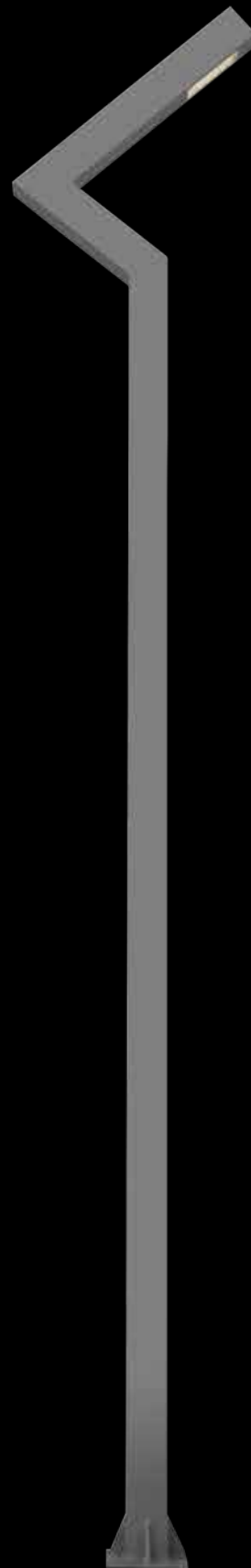
	ZIGZAG	83-92
	BRIGHTSCAPE	93-102
	POLESTAR	103-112
	NIGHTGLOW	113-122

Decorative elements such as unique shapes or patterns to add to the aesthetic appeal of *the street lights and the surrounding environment.


ZIGZAG

for outdoor aesthetics





for outdoor aesthetics








PRODUCT DETAILS

Pole Height	3000mm-6000mm
Pole Pipe Material	Aluminum as per IS standard
PU Paint	Color as per customer requirement
Accessories	MCB & 4 Way heavy duty connector

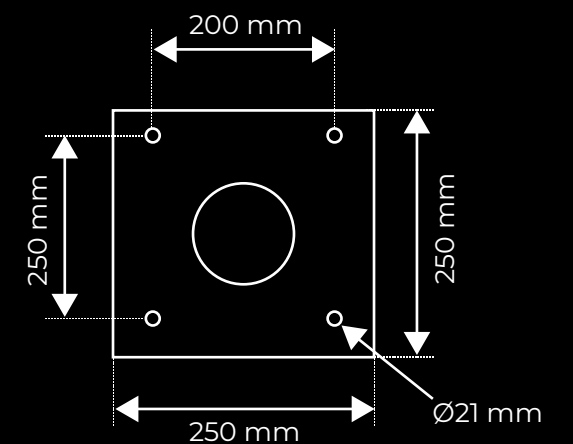
LUMINAIRE SPECIFICATION


Mounting height (M)	3000-6000 mm, sq. 100x100 mm
CRI	>90
LED CCT	3000K/4000K/5700K
Lumen Efficacy	≥90 lm/W @5700K
Color	Grey/Black/Customize
Material used	Die-cast Aluminium and Extrusion Aluminium with PU painted

CLASS	WATTAGE	LAMP
		
Class-1	30/40/50/60 W	IK07

VOLTAGE	INGRESS PROTECTION
	
130-270V	IP65

BASE PLATE





Design Aesthetics

Phoenix Lighting Pole - the epitome of contemporary design and functionality. With its timeless appeal and unique impression, this lighting pole effortlessly blends into any architectural landscape.

The Phoenix Lighting Pole boasts a compact and seamless design that seamlessly integrates with the geometric lines of surrounding structures, making it an ideal choice for contemporary architectural constructions. Installation has never been easier or more cost-effective. Our lighting pole offers quick installation and low assembly costs, saving you time and money. Choose from a wide range of pole heights and bracket options to meet your specific lighting requirements.

Experience brilliant illumination without compromising on environmental safety. The high brightness LED light source used in our lighting poles poses no risks to the environment, making it a responsible choice for eco-conscious individuals.

Upgrade your outdoor lighting game with the Phoenix Lighting Pole - where style meets efficiency and sustainability. Illuminate your surroundings with confidence and make a lasting impression that stands the test of time.

Application

- Street Lighting
- Small Roadways and Driveways
- Expressways
- Residential Area Lighting
- Courtyards
- Parks, Garden & Squares.

Installation Method

Surface mounted with base plate and fitted on a pre formed foundation.

Available Finish

- Umbra Grey (Mistral finish)
- Black
- And Customize color (on request)




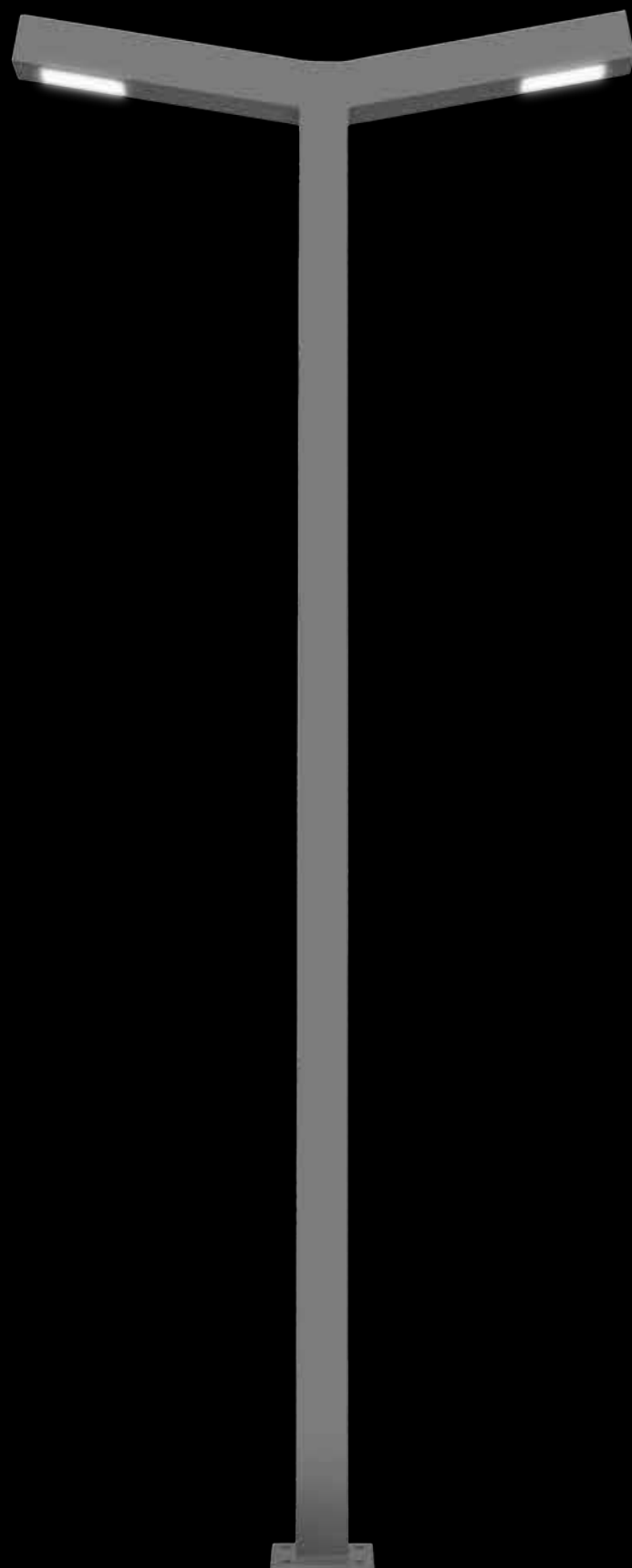


ALUMINUM POLE

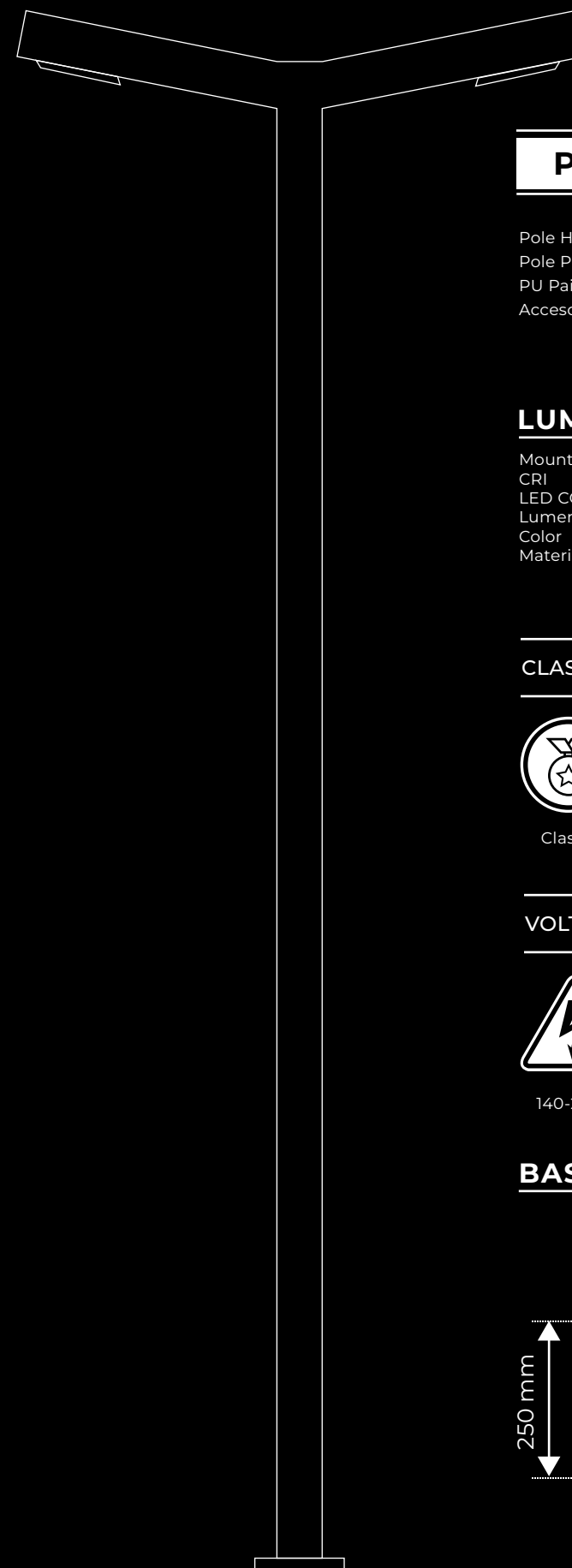
BRIGHTSCAPE

for outdoor aesthetics





for outdoor aesthetics








PRODUCT DETAILS

Pole Height	3000mm-8000mm
Pole Pipe Material	Aluminum as per IS standard
PU Paint	Color as per customer requirement
Accessories	MCB & 4 Way heavy duty connector

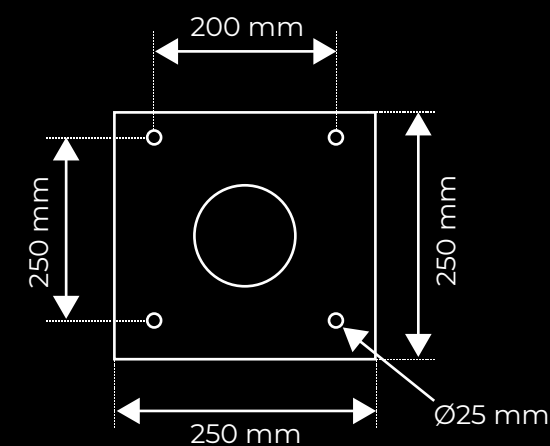
LUMINAIRE SPECIFICATION


Mounting height (M)	3000-8000 mm
CRI	>70
LED CCT	3000K/4000K/5700K
Lumen Efficacy	≥90 lm/W @5700K
Color	Grey/Black/Customize
Material used	Die-cast Aluminium

CLASS	WATTAGE	LAMP
		
Class-1	30-120 W	IK07

VOLTAGE	INGRESS PROTECTION
	
140-270V	IP65

BASE PLATE





Recommended Luminaires



- Application**


 - Street Lighting
 - Small Roadways and Driveways
 - Expressways
- Residential Area Lighting

► Courtyards

► Parks, Garden & Squares.

Installation Method
Surface mounted with base plate and fitted on a pre formed foundation.


- Available Finish**
- Umbra Grey (Mistral finish)
 - Black
 - And Customize color (on request)

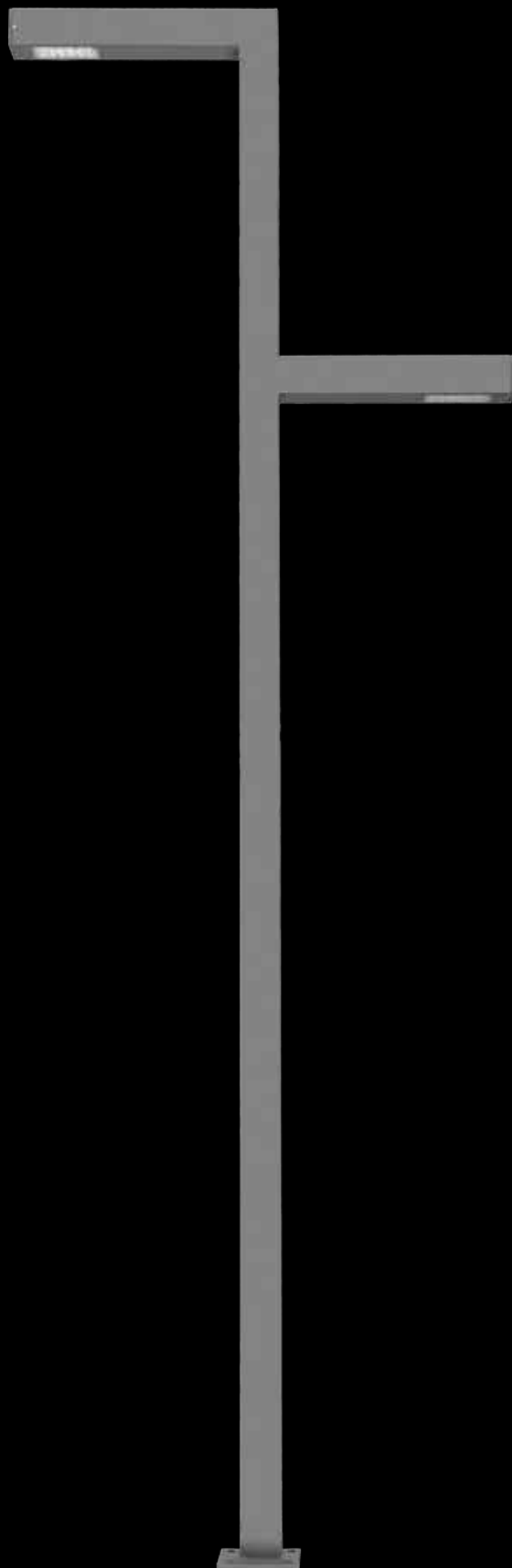





POLESTAR

for outdoor aesthetics





for outdoor aesthetics








PRODUCT DETAILS

Pole Height	3000mm-8000mm
Pole Pipe Material	Aluminum as per IS standard
PU Paint	Color as per customer requirement
Accessories	MCB & 4 Way heavy duty connector

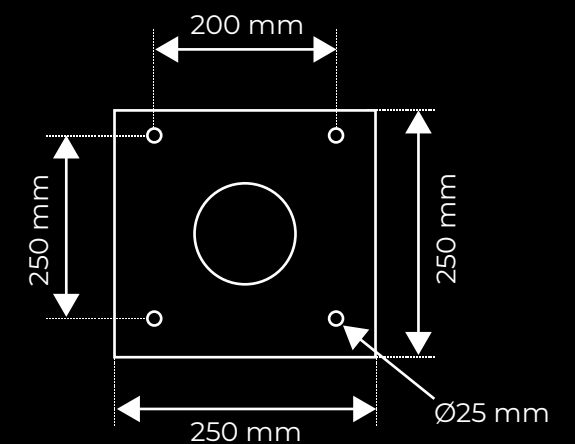
LUMINAIRE SPECIFICATION

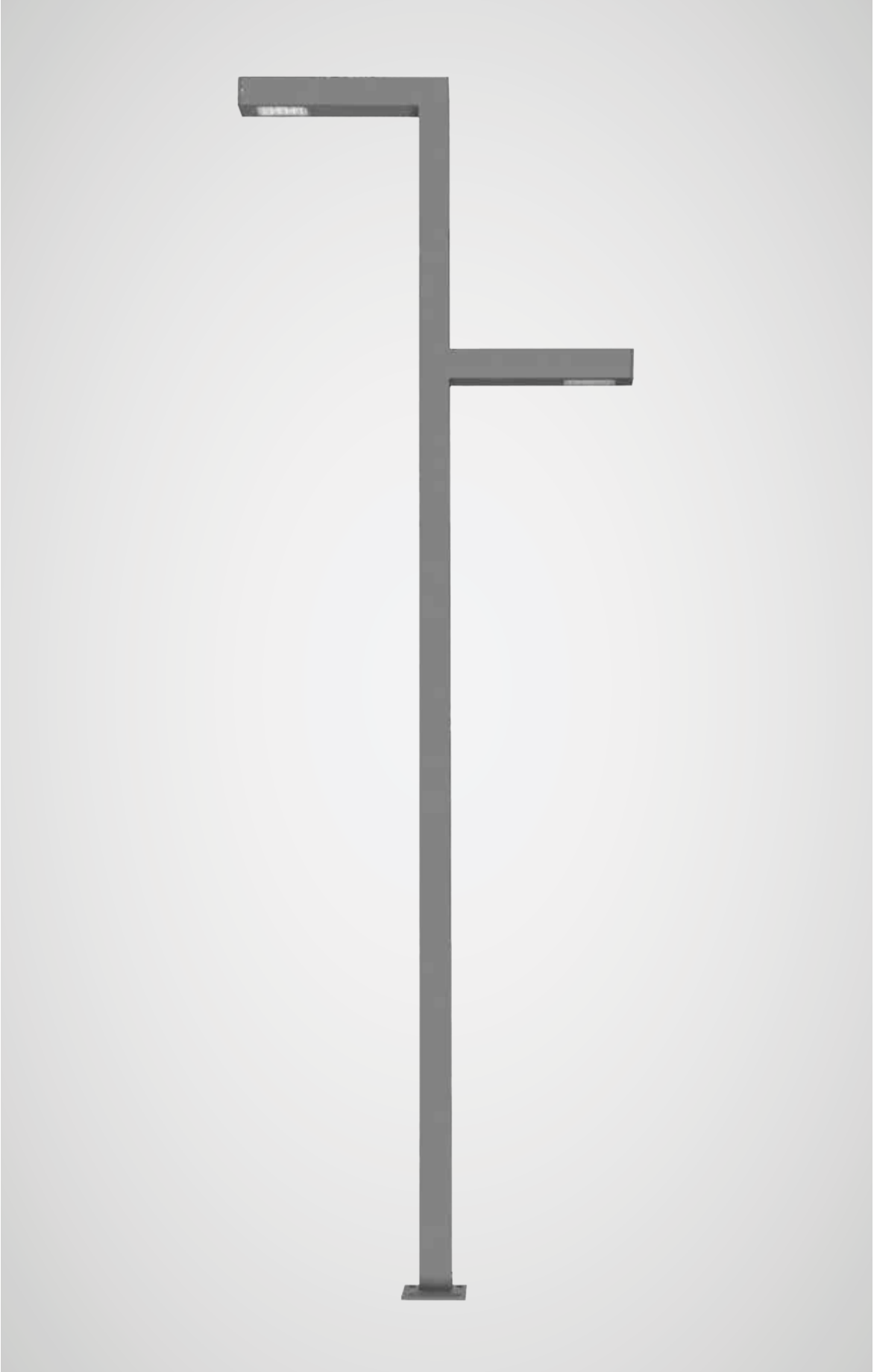
Mounting height (M)	3000-8000 mm
CRI	>70
LED CCT	3000K/4000K/5700K
Lumen Efficacy	≥90 lm/W @5700K
Color	Grey/Black/Customize
Material used	Die-cast Aluminium and Extrusion Aluminium with PU painted

CLASS	WATTAGE	LAMP
		
Class-1	30-60Wx2	IK07


VOLTAGE	INGRESS PROTECTION
	
130-270VAC	IP65

BASE PLATE





Recommended Luminaires



TURAI



POLESTAR



RENEVA

Application

- Street Lighting
- Small Roadways and Driveways
- Parks, Garden & Squares.
- Residential Area Lighting
- Courtyards

Installation Method

Surface mounted with base plate and fitted on a pre formed foundation.

Available Finish

- Umbra Grey (Mistral finish)
- Black
- And Customize color (on request)







NIGHTGLOW

for outdoor aesthetics





for outdoor aesthetics








PRODUCT DETAILS

Pole Height	3000mm-6000mm
Pole Pipe Material	Aluminum as per IS standard
PU Paint	Color as per customer requirement
Accessories	MCB & 4 Way heavy duty connector

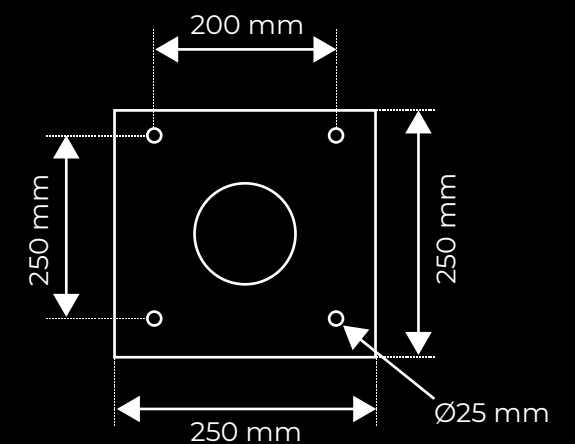
LUMINAIRE SPECIFICATION


Mounting height (M)	3000-5000 mm
CRI	>70
LED CCT	3000K/4000K/5700K/Top Light Color Provided R/B/G
Lumen Efficacy	≥90 lm/W @5700K
Color	Grey/Black/Customize
Material used	Die-cast Aluminium and Extrusion Aluminium with PU painted

CLASS	WATTAGE	LAMP
		
Class-1	30-90 W	IK07

VOLTAGE	INGRESS PROTECTION
	
130-270V	IP65

BASE PLATE





Design Asthetics

- Application**

 - ▶ Street Lighting
 - ▶ Small Roadways and Driveways
 - ▶ Parks, Garden & Squares.
- ▶ Residential Area Lighting

▶ Courtyards

Installation Method
Surface mounted with base plate and fitted on a pre formed foundation.

- Available Finish**
- Umbra Grey (Mistral finish)
 - Black
 - And Customize color (on request)





EDEN SERIES



for outdoor aesthetics


PRODUCT OVERVIEW

125-220



VEIGA

125-140



SKYLIGHT

141-150



TURRET

151-160



CALLISTO

161-170



HALO

171-180



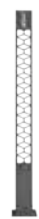
AZURE PIKE

181-190



CELESTIAL STAFF

191-200



CRIMSONLANCE

201-210



ZYPHYR


211-220


Decorative elements such as unique shapes or patterns to add to the aesthetic appeal of *the street lights and the surrounding environment.


EDEN SERIES

VEIGA


for outdoor aesthetics







for outdoor aesthetics








PRODUCT DETAILS

Pole Height	1500mm-3000mm
Pole Pipe Material	Aluminum/GI pipe as per IS standard
PU Paint	Color as per customer requirement
Accessories	MCB & 4 Way heavy duty connector

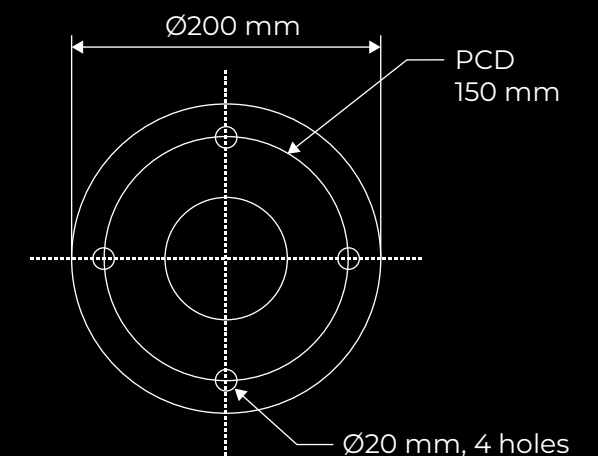
LUMINAIRE SPECIFICATION

Mounting height (M)	Ø100mm x 1500-3000 mm
CRI	>70
LED CCT	3000K/4000K/5700K
Lumen Efficacy	≥70 lm/W @5700K
Color	Grey/Black/Customize
Material used	Die-cast Aluminium and Extrusion Aluminium with PU painted

CLASS	WATTAGE	LAMP
 Class-1	 30-90W	 IK07


OPERATING VOLTAGE	INGRESS PROTECTION
 130-270V	 IP66

BASE PLATE





for outdoor aesthetics








PRODUCT DETAILS

Pole Height	1500mm-3000mm
Pole Pipe Material	Aluminum/GI pipe as per IS standard
PU Paint	Color as per customer requirement
Accessories	MCB & 4 Way heavy duty connector

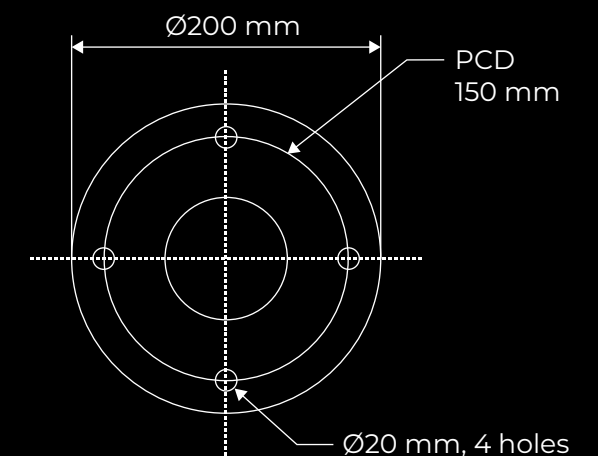
LUMINAIRE SPECIFICATION

Mounting height (M)	Ø100mm x 1500-3000 mm
CRI	>70
LED CCT	Tri Color
Lumen Efficacy	≥70 lm/W
Color	Grey/Black/Customize
Material used	Die-cast Aluminium and Extrusion Aluminium with PU painted

CLASS	WATTAGE	LAMP
 Class-1	 30-90W	 IK07

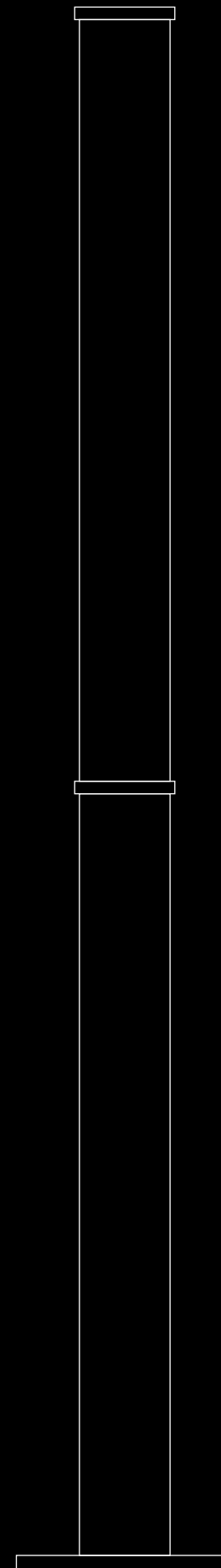
OPERATING VOLTAGE	INGRESS PROTECTION
 130-270V	 IP66

BASE PLATE





for outdoor aesthetics








PRODUCT DETAILS

Pole Height	2000mm-4000mm
Pole Pipe Material	Aluminum/GI pipe as per IS standard
PU Paint	Color as per customer requirement
Accessories	MCB & 4 Way heavy duty connector

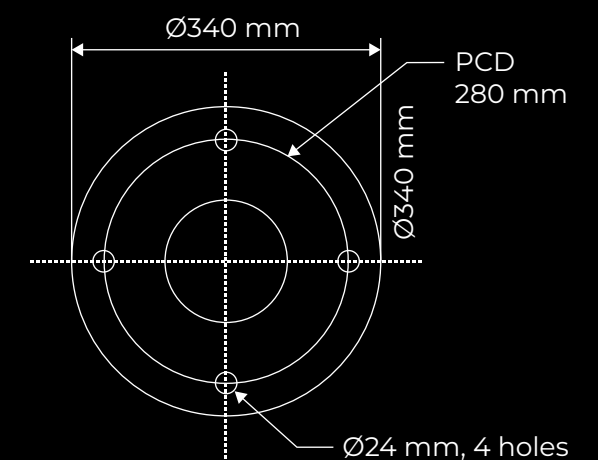
LUMINAIRE SPECIFICATION


Mounting height (M)	Ø166mm x 2000-4000 mm
CRI	>70
LED CCT	3000K/4000K/5700K
Lumen Efficacy	≥70 lm/W @5700K
Color	Grey/Black/Customize
Material used	Die-cast Aluminium and Extrusion Aluminium with PU painted

CLASS	WATTAGE	LAMP
 Class-I	 30-90W	 IK07

OPERATING VOLTAGE	INGRESS PROTECTION
 130-270V	 IP66

BASE PLATE





Design Aesthetics

Say goodbye to flimsy and unstable poles. Our pole lighting is functionally versatile, strong, and stable, thanks to our sound engineering practices. And the best part! It has a long lifespan, saving your time and money on replacements. Not only does our pole lighting provide exceptional functionality, but it also adds a touch of innovation to your environment. With our innovative design options, you can seamlessly integrate the lights with their surroundings, creating a visually pleasing atmosphere.

We take pride in offering customized solutions tailored to your specific needs. From concept to completion, we merge the best technology and practices in lighting to create a product portfolio that will exceed your expectations.

Benefits

Illuminate your surroundings with our state-of-the-art pole lighting solution. With quick installation and low assembly costs, it's never been easier to brighten up your space. Our wide range of pole heights and bracket options ensures that we can meet any lighting requirement you may have

- **Energy Efficiency:** Saving Money and the Environment energy-efficient lighting, reduce energy consumption, lower electricity bills, eco-friendly lighting solutions
- **Longevity and Durability:** Lights That Last long-lasting lights, durable lighting solutions, extended lifespan of pole led lights, minimal maintenance required
- **Enhanced Visibility and Safety:** Illuminating Your Surroundings brighter illumination, improved visibility at night, increased safety for pedestrians and drivers, reducing accidents and crime rates
- **Cost Savings:** Lowering Maintenance and Replacement Expenses reduced maintenance costs, longer replacement intervals for bulbs or fixtures, decreased labor expenses for repairs or replacements
- **Flexibility in Design and Functionality:** Customizing Your Lighting Experience varying light intensity options for different needs or occasions, aesthetically pleasing designs that enhance outdoor spaces, advanced control features allowing scheduling or dimming capabilities

Application

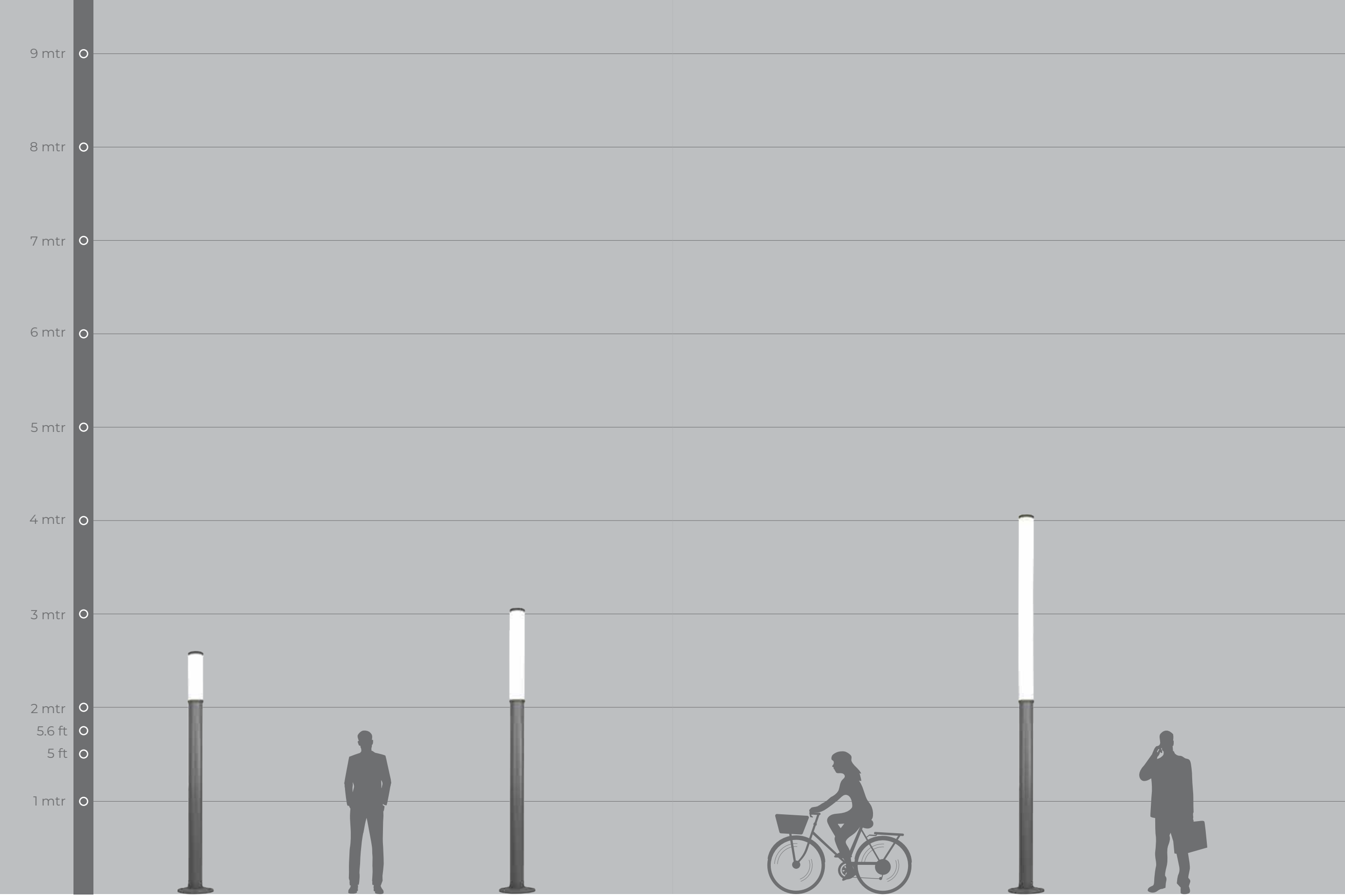
- Private & Public areas
- Driveways
- Pathways and Garden area
- Building Entrances

Installation

Surface mounted with base plate and fitted on a pre formed foundation.

Available Finish.

- Umbra Grey (Mistral finish)
- Black
- And Customize color (on request)

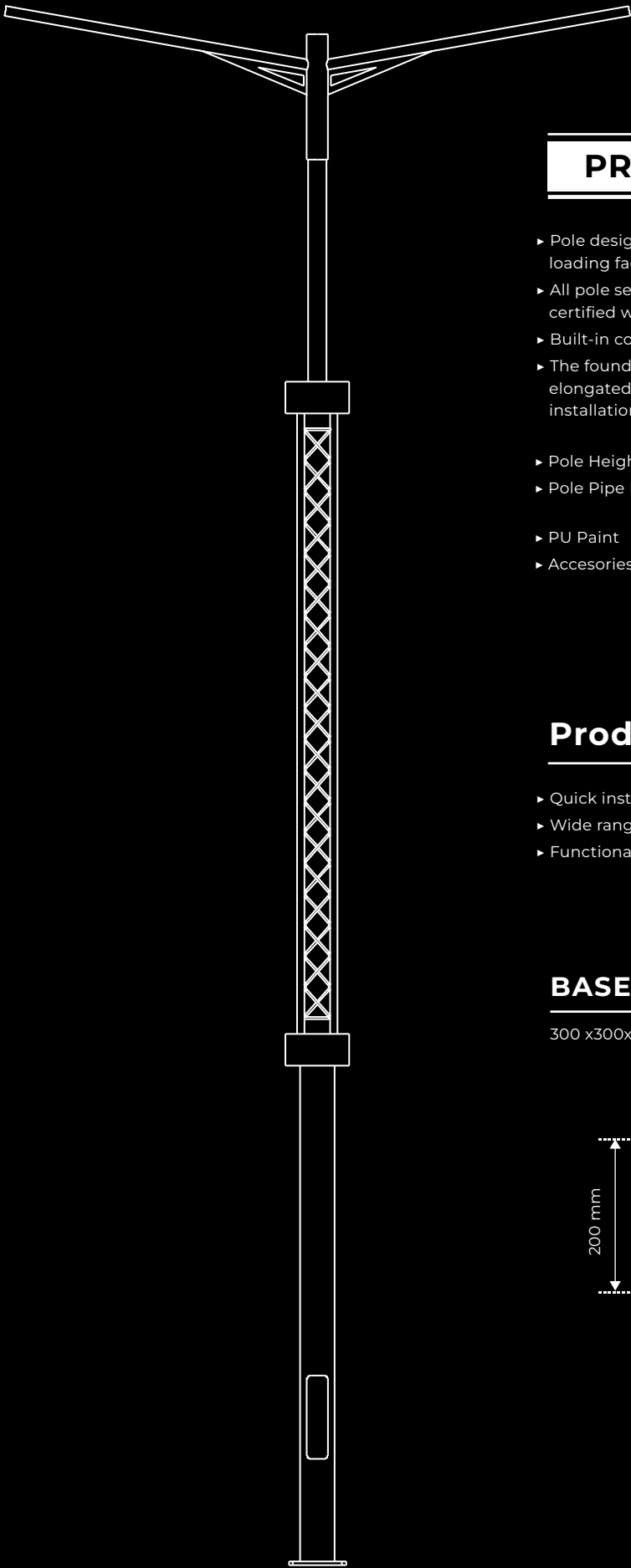




SKYLIGHT

for outdoor aesthetics





PRODUCT DESCRIPTION

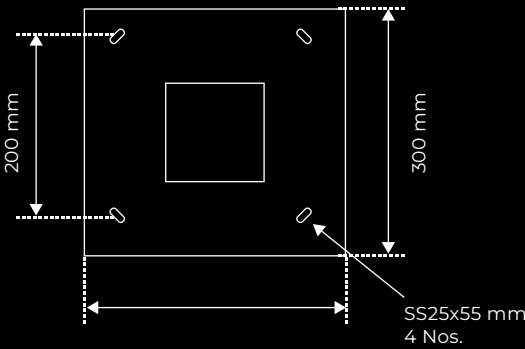
- Pole design parameters vary depending on the type of bracket and loading factor.
 - All pole sections are welded using special v groove technique by certified welders using high end MIG welding processes.
 - Built-in control box.
 - The foundation bolt holes in the base plate are designed to be elongated for fine adjustments / alignment of the pole during installation.
- | | |
|----------------------|---|
| ► Pole Height | 5000mm-9000mm |
| ► Pole Pipe Material | GI pipe as per IS standard
Hot Dip Galvanize as per customer requirement |
| ► PU Paint | Color as per customer requirement |
| ► Accesories | MCB & 4 Way heavy duty connector |


Product Benefits

- Quick installation.
- Wide range of Pole heights and bracket options.
- Functionally versatile, strong and stable with sound engineering.

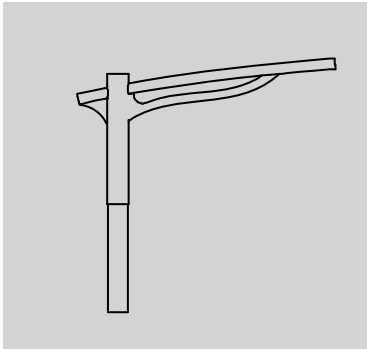
BASE PLATE

300 x300x20mm







Recommended Luminaires



TURAIS



POLESTAR



RENEVA

Benefits

Illuminate your surroundings with our state-of-the-art pole lighting solution. With quick installation and low assembly costs, it's never been easier to brighten up your space. Our wide range of pole heights and bracket options ensures that we can meet any lighting requirement you may have

- **Energy Efficiency:** Saving Money and the Environment energy-efficient lighting, reduce energy consumption, lower electricity bills, eco-friendly lighting solutions
- **Longevity and Durability:** Lights That Last long-lasting lights, durable lighting solutions, extended lifespan of pole led lights, minimal maintenance required
- **Enhanced Visibility and Safety:** Illuminating Your Surroundings brighter illumination, improved visibility at night, increased safety for pedestrians and drivers, reducing accidents and crime rates
- **Cost Savings:** Lowering Maintenance and Replacement Expenses reduced maintenance costs, longer replacement intervals for bulbs or fixtures, decreased labor expenses for repairs or replacements
- **Flexibility in Design and Functionality:** Customizing Your Lighting Experience varying light intensity options for different needs or occasions, aesthetically pleasing designs that enhance outdoor spaces, advanced control features allowing scheduling or dimming capabilities

Application

- Private & Public areas
- Driveways
- Pathways and Garden area
- Building Entrances

Installation

Surface mounted with base plate and fitted on a pre formed foundation.

Available Finish.

- Umbra Grey (Mistral finish)
- Black
- And Customize color (on request)







TURRET

for outdoor aesthetics










PRODUCT DETAILS

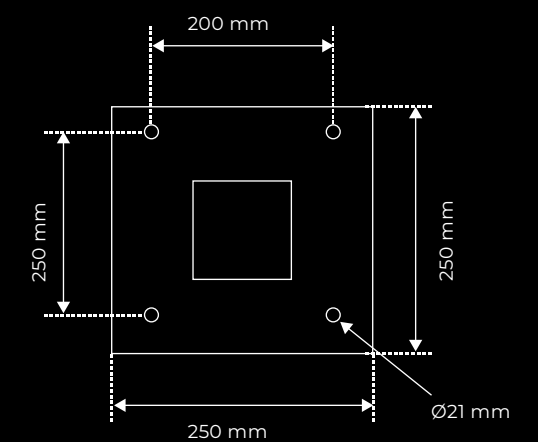
Pole Height	2000mm-4000mm
Pole Pipe Material	Aluminum as per IS standard
PU Paint	Color as per customer requirement
Accessories	MCB & 4 Way heavy duty connector


LUMINAIRE SPECIFICATION

Mounting height (M)	4000mm, Sq. 150x150 mm
CRI	>70
LED CCT	3000K/4000K/5700K
Lumen Efficacy	≥90 lm/W @5700K
Color	Grey/Black/Customize
Material used	Die-cast Aluminium and Extrusion Aluminium with powder coating

CLASS	WATTAGE	LAMP
 Class-1	 30W/40W	 IK07
OPERATING VOLTAGE	INGRESS PROTECTION	
 130-270V	 IP65	

BASE PLATE





Design Aesthetics

Benefits

Illuminate your surroundings with our state-of-the-art pole lighting solution. With quick installation and low assembly costs, it's never been easier to brighten up your space. Our wide range of pole heights and bracket options ensures that we can meet any lighting requirement you may have

- ▶ **Energy Efficiency:** Saving Money and the Environment energy-efficient lighting, reduce energy consumption, lower electricity bills, eco-friendly lighting solutions
- ▶ **Longevity and Durability:** Lights That Last long-lasting lights, durable lighting solutions, extended lifespan of pole led lights, minimal maintenance required
- ▶ **Enhanced Visibility and Safety:** Illuminating Your Surroundings brighter illumination, improved visibility at night, increased safety for pedestrians and drivers, reducing accidents and crime rates
- ▶ **Cost Savings:** Lowering Maintenance and Replacement Expenses reduced maintenance costs, longer replacement intervals for bulbs or fixtures, decreased labor expenses for repairs or replacements
- ▶ **Flexibility in Design and Functionality:** Customizing Your Lighting Experience varying light intensity options for different needs or occasions, aesthetically pleasing designs that enhance outdoor spaces, advanced control features allowing scheduling or dimming capabilities

Application

- ▶ Private & Public areas
- ▶ Driveways
- ▶ Pathways and Garden area
- ▶ Building Entrances

Installation

Surface mounted with base plate and fitted on a pre formed foundation.

Available Finish.

- Umbra Grey (Mistral finish)
- Black
- And Customize color (on request)

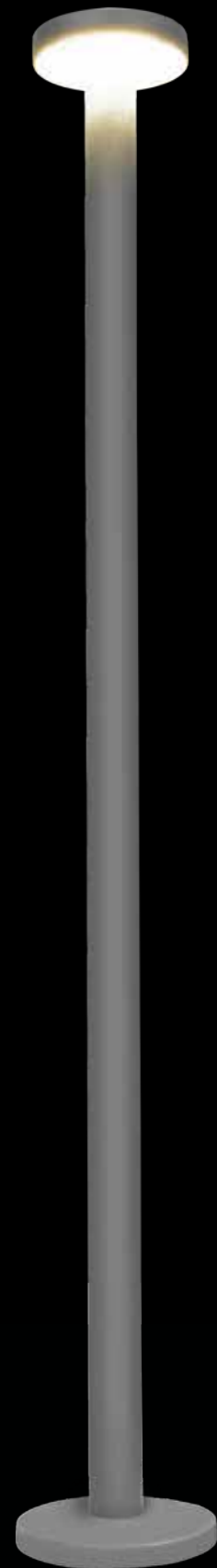





CALLISTO

for outdoor aesthetics





for outdoor aesthetics








PRODUCT DETAILS

Pole Height	2500mm-4000mm
Pole Pipe Material	GI pipe as per IS standard
PU Paint	Color as per customer requirement
Accessories	MCB & 4 Way heavy duty connector

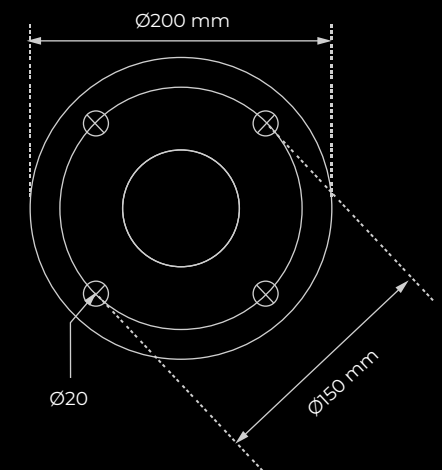
LUMINAIRE SPECIFICATION


Mounting height (M)	Ø195mm x 45...mm
CRI	>70
LED CCT	3000K/4000K/5700K
Lumen Efficacy	≥90 lm/W @5700K
Color	Grey/Black/Customize
Material used	Die-cast Aluminium and Extrusion Aluminium with powder coating
Optics	Milky White PC Diffuser

CLASS	WATTAGE	LAMP
		
Class-1	40W	IK07

OPERATING VOLTAGE	INGRESS PROTECTION
	
130-270V	IP65

BASE PLATE





Design Aesthetics

Benefits

Illuminate your surroundings with our state-of-the-art pole lighting solution. With quick installation and low assembly costs, it's never been easier to brighten up your space. Our wide range of pole heights and bracket options ensures that we can meet any lighting requirement you may have

- ▶ **Energy Efficiency:** Saving Money and the Environment energy-efficient lighting, reduce energy consumption, lower electricity bills, eco-friendly lighting solutions
- ▶ **Longevity and Durability:** Lights That Last long-lasting lights, durable lighting solutions, extended lifespan of pole led lights, minimal maintenance required
- ▶ **Enhanced Visibility and Safety:** Illuminating Your Surroundings brighter illumination, improved visibility at night, increased safety for pedestrians and drivers, reducing accidents and crime rates
- ▶ **Cost Savings:** Lowering Maintenance and Replacement Expenses reduced maintenance costs, longer replacement intervals for bulbs or fixtures, decreased labor expenses for repairs or replacements
- ▶ **Flexibility in Design and Functionality:** Customizing Your Lighting Experience varying light intensity options for different needs or occasions, aesthetically pleasing designs that enhance outdoor spaces, advanced control features allowing scheduling or dimming capabilities

Application


- ▶ Private & Public areas
- ▶ Driveways
- ▶ Pathways and Garden area
- ▶ Building Entrances

Installation

Surface mounted with base plate and fitted on a pre formed foundation.

Available Finish.

- Umbra Grey (Mistral finish)
- Black
- And Customize color (on request)







HALO

for outdoor aesthetics










PRODUCT DETAILS

Pole Height	2500mm-4000mm
Pole Pipe Material	GI pipe as per IS standard
PU Paint	Color as per customer requirement
Accessories	MCB & 4 Way heavy duty connector

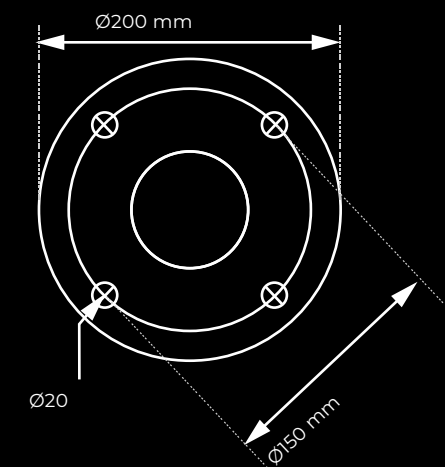
LUMINAIRE SPECIFICATION


Mounting height (M)	2500mm x 4000mm
CRI	>80
LED CCT	3000K/4000K/5700K
Lumen Efficacy	>80 lm/W @5700K
Color	Grey/Black/Customize
Material used	Die-cast Aluminium
Optics	Frosted White Polycarbonate / PMMA Diffuser

CLASS	WATTAGE	LAMP
 Class-1	 40W/60W	 IK07

OPERATING VOLTAGE	INGRESS PROTECTION
 120-300V	 IP65

BASE PLATE





Recommended Luminaires



TURAIS



POLESTAR



RENEVA



AVIOR



RADIANCE



BRILLIANCE

Application

- ▶ Private & Public areas
- ▶ Driveways
- ▶ Pathways and Garden area
- ▶ Building Entrances

Installation

Surface mounted with base plate and fitted on a pre formed foundation.

Available Finish.

- Umbral Grey (Mistral finish)
- Black
- And Customize color (on request)



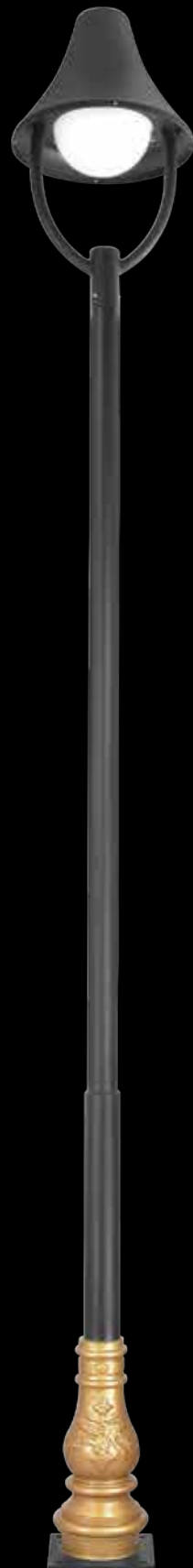


EDEN SERIES


AZURE PIKE

for outdoor aesthetics





for outdoor aesthetics



PRODUCT DESCRIPTION

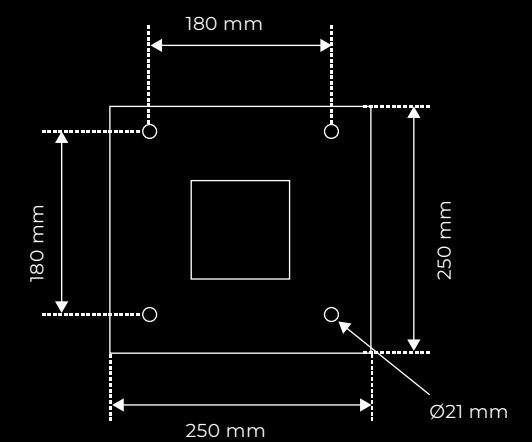
- Pole design parameters vary depending on the type of bracket and loading factor.
- All pole sections are welded using special v groove technique by certified welders using high end MIG welding processes.
- Built-in control box.
- The foundation bolt holes in the base plate are designed to be elongated for fine adjustments / alignment of the pole during installation.


► Pole Height	3000mm-5000mm
► Pole Pipe Material	GI pipe as per IS standard
	Hot Dip Galvanize as per customer requirement
► Cast Iron Material	CI casting as per IS standard
► PU Paint	Color as per customer requirement
► Accessories	MCB & 4 Way heavy duty connector

Product Benefits

- Quick installation.
- Wide range of Pole heights and bracket options.
- Functionally versatile, strong and stable with sound engineering.

BASE PLATE





Recommended Luminaires



TURAIS



POLESTAR



RENEVA



AVIOR



RADIANCE



BRILLIANCE

Application

- ▶ Private & Public areas
- ▶ Driveways
- ▶ Pathways and Garden area
- ▶ Building Entrances

Installation

Surface mounted with base plate and fitted on a pre formed foundation.

Available Finish.

- Umbra Grey (Mistral finish)
- Black
- And Customize color (on request)






EDEN SERIES

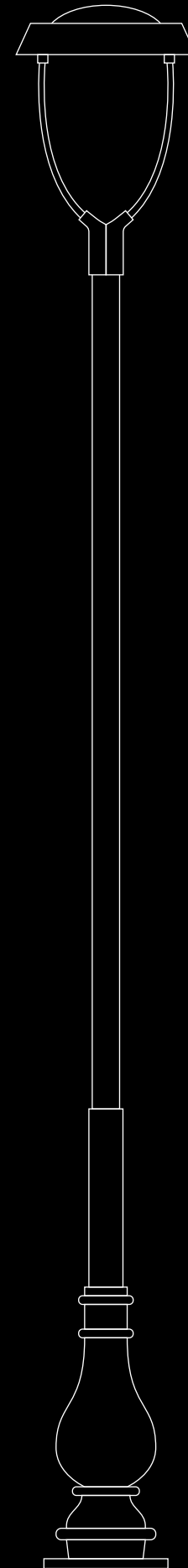
CELESTIAL

for outdoor aesthetics





for outdoor aesthetics



PRODUCT DESCRIPTION

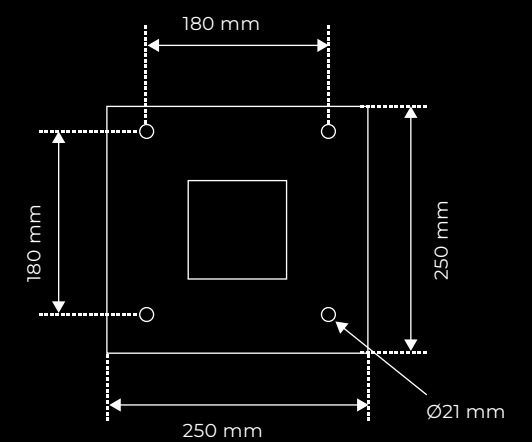
- Pole design parameters vary depending on the type of bracket and loading factor.
- All pole sections are welded using special v groove technique by certified welders using high end MIG welding processes.
- Built-in control box.
- The foundation bolt holes in the base plate are designed to be elongated for fine adjustments / alignment of the pole during installation.


► Pole Height	3000mm-5000mm
► Pole Pipe Material	GI pipe as per IS standard
	Hot Dip Galvanize as per customer requirement
► Cast Iron Material	CI casting as per IS standard
► PU Paint	Color as per customer requirement
► Accessories	MCB & 4 Way heavy duty connector

Product Benefits

- Quick installation.
- Wide range of Pole heights and bracket options.
- Functionally versatile, strong and stable with sound engineering.

BASE PLATE





Recommended Luminaires



TURAIS



POLESTAR



RENEVA



AVIOR



RADIANCE



BRILLIANCE

Application

- Private & Public areas
- Driveways
- Pathways and Garden area
- Building Entrances

Installation

Surface mounted with base plate and fitted on a pre formed foundation.

Available Finish.

- Umbra Grey (Mistral finish)
- Black
- And Customize color (on request)






EDEN SERIES

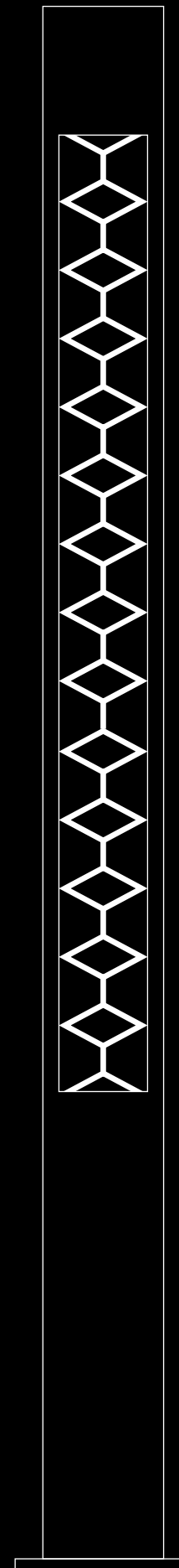
CRIMSONLANCE

for outdoor aesthetics





for outdoor aesthetics








PRODUCT DETAILS

Pole Height	2000mm-4000mm
Pole Pipe Material	MS Sheet as per IS standard
PU Paint	Color as per customer requirement
Accessories	MCB & 4 Way heavy duty connector

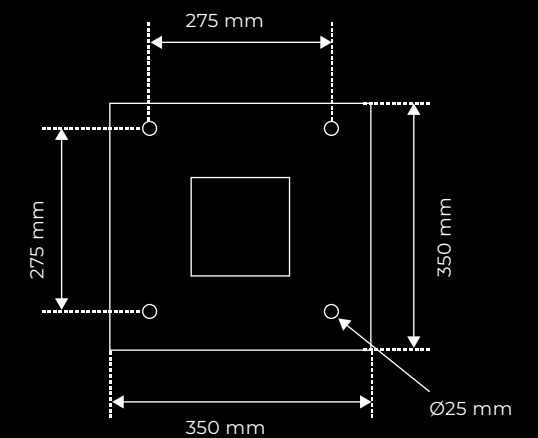
LUMINAIRE SPECIFICATION


Mounting height (M)	2000-4000 mm
CRI	>70
LED CCT	3000K/4000K/5700K
Lumen Efficacy	≥90 lm/W @5700K
Color	Grey/Black/Customize
Material used	Die-cast Aluminium and Extrusion Aluminium with PU painted

CLASS	WATTAGE	LAMP
 Class-1	 30-90W	 IK07

OPERATING VOLTAGE	INGRESS PROTECTION
 130-270V	 IP65

BASE PLATE





Design Aesthetics

Benefits

Illuminate your surroundings with our state-of-the-art pole lighting solution. With quick installation and low assembly costs, it's never been easier to brighten up your space. Our wide range of pole heights and bracket options ensures that we can meet any lighting requirement you may have

- **Energy Efficiency:** Saving Money and the Environment energy-efficient lighting, reduce energy consumption, lower electricity bills, eco-friendly lighting solutions
- **Longevity and Durability:** Lights That Last long-lasting lights, durable lighting solutions, extended lifespan of pole led lights, minimal maintenance required
- **Enhanced Visibility and Safety:** Illuminating Your Surroundings brighter illumination, improved visibility at night, increased safety for pedestrians and drivers, reducing accidents and crime rates
- **Cost Savings:** Lowering Maintenance and Replacement Expenses reduced maintenance costs, longer replacement intervals for bulbs or fixtures, decreased labor expenses for repairs or replacements
- **Flexibility in Design and Functionality:** Customizing Your Lighting Experience varying light intensity options for different needs or occasions, aesthetically pleasing designs that enhance outdoor spaces, advanced control features allowing scheduling or dimming capabilities

Application

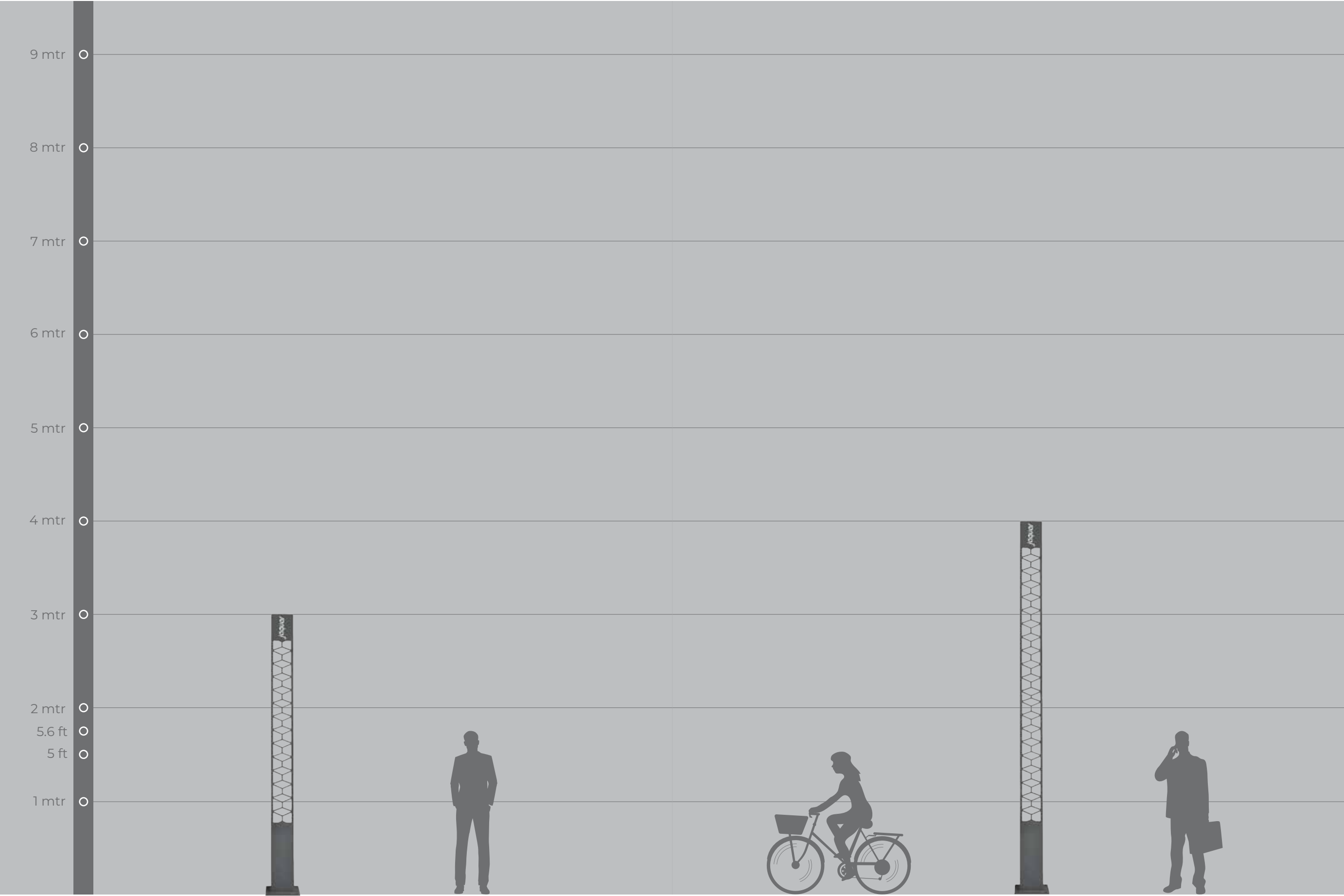
- Private & Public areas
- Driveways
- Pathways and Garden area
- Building Entrances

Installation

Surface mounted with base plate and fitted on a pre formed foundation.

Available Finish.

- Umbra Grey (Mistral finish)
- Black
- And Customize color (on request)






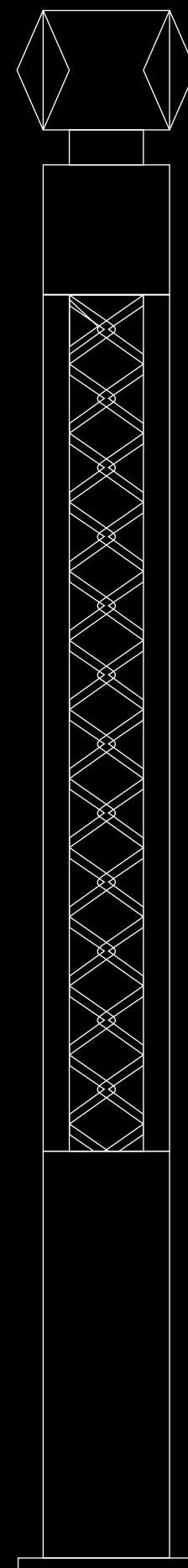
ZYPHYR

for outdoor aesthetics





for outdoor aesthetics








PRODUCT DETAILS

Pole Height	2000mm-4000mm
Pole Pipe Material	MS Sheet as per IS standard
PU Paint	Color as per customer requirement
Accessories	MCB & 4 Way heavy duty connector

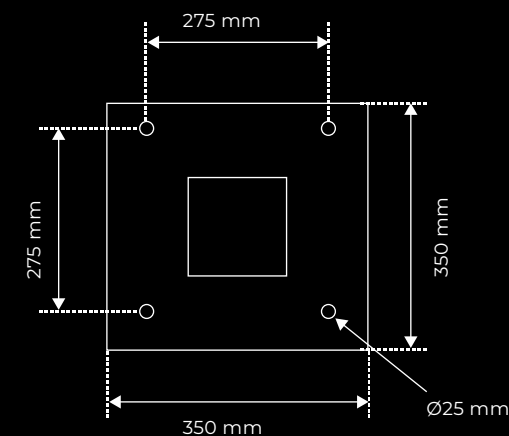
LUMINAIRE SPECIFICATION


Mounting height (M)	2000-4000 mm
CRI	>70
LED CCT	3000K/4000K/5700K
Lumen Efficacy	≥90 lm/W @5700K
Color	Grey/Black/Customize
Material used	Die-cast Aluminium and Extrusion Aluminium with PU painted

CLASS	WATTAGE	LAMP
 Class-1	 30-90W	 IK07

OPERATING VOLTAGE	INGRESS PROTECTION
 130-270V	 IP65

BASE PLATE





Design Aesthetics

Benefits

Illuminate your surroundings with our state-of-the-art pole lighting solution. With quick installation and low assembly costs, it's never been easier to brighten up your space. Our wide range of pole heights and bracket options ensures that we can meet any lighting requirement you may have

- ▶ **Energy Efficiency:** Saving Money and the Environment energy-efficient lighting, reduce energy consumption, lower electricity bills, eco-friendly lighting solutions
- ▶ **Longevity and Durability:** Lights That Last long-lasting lights, durable lighting solutions, extended lifespan of pole led lights, minimal maintenance required
- ▶ **Enhanced Visibility and Safety:** Illuminating Your Surroundings brighter illumination, improved visibility at night, increased safety for pedestrians and drivers, reducing accidents and crime rates
- ▶ **Cost Savings:** Lowering Maintenance and Replacement Expenses reduced maintenance costs, longer replacement intervals for bulbs or fixtures, decreased labor expenses for repairs or replacements
- ▶ **Flexibility in Design and Functionality:** Customizing Your Lighting Experience varying light intensity options for different needs or occasions, aesthetically pleasing designs that enhance outdoor spaces, advanced control features allowing scheduling or dimming capabilities

Application


- ▶ Private & Public areas
- ▶ Driveways
- ▶ Pathways and Garden area
- ▶ Building Entrances

Installation

Surface mounted with base plate and fitted on a pre formed foundation.

Available Finish.

- Umbra Grey (Mistral finish)
- Black
- And Customize color (on request)
































LUMINARE



for outdoor aesthetics

Decorative elements such as unique shapes or patterns to add to the aesthetic appeal of *the street lights and the surrounding environment.

PRODUCT OVERVIEW 223-254

	SOLIS	223-224		SHOE BOX	242
	BRILLIANCE	225-226		LUMINOSITY	243
	SOLARIS	227-228		SENTRY	244
	SAFIA	229-230		RING	245
	OAK OVATION	231-232		RADIANCE	246
	DESERT MIRAGE	233		LUMINA	247
	AGNI	234		AURORA	248
	SENTINEL	235		TURAIS	249
	MINI SENTINEL	236		RENEWA	250
	AVOIR	237		ILLUMINATE	251
	PURAIS	238		NIMBUS	252
	MAPPLE	239		AKARI	253
	ZENITH	240		NIGHTGLOW	254
	POLESTAR	241			



TECHNICAL SPECIFICATIONS

ELECTRICAL

Operating Voltage Range	140 - 270V
Operating Temp. Range	-10°C to +50°C
Rated Voltage	220-240V/AC, 50Hz
System Wattage	50W 90W 100W 120W 150W
Power factor	>0.95
THD	<10%
Driver Efficiency	>85%

OPTICAL

LED	High Power SMD
Efficacy	≥125 lm/W @ 5700K
CRI	>70 Ra
CCT	3000K 4000K 5700K
Housing	Powder Coated Die-Cast Aluminium Housing
Optics	Optics - Type II
Diffuser	Toughened Glass
Mounting Type	Pole mounted (Adjustable)
Mounting Pipe Outer Dia	Ø62mm (max)
Fixture Size (LxWxH)	645mm x 250mm x 155 (Tol.± 5%)

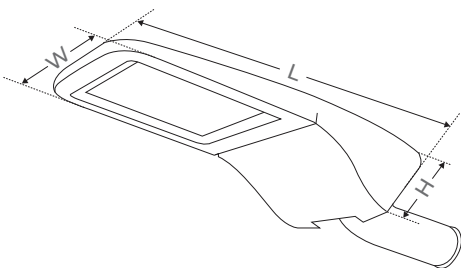
PROTECTION

Ingress Protection (IP)	IP66
Surge Protection	4.0 KV (Additional 10KV/5KA SPD inside the luminary)
Over Voltage Protection	440V Compliance (upto 2hrs)
Impact resistance (IK)	IK07

COLOR


Color Options	Grey Black Customize color (on request)
---------------	---

DIAGRAM

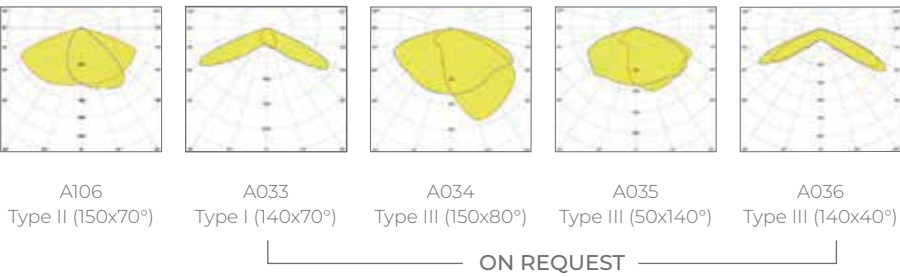


SALIENT FEATURES

- Die cast aluminium housing with tool less maintenance feature
- Dimming feature 0-10V/ DALI (on request)
- Future ready product having space to add NEMA connector
- Built-in tiltable bracket for adjustment (-15° to 15°)
- Knife switch enabled - Power cutoff at time of maintenance
- Aerodynamic design with smooth surface eliminates the risk of dust accumulation in harsh environment
- Multiple beam angle options available (on request)



LIGHT DISTRIBUTION CURVE



BRILLIANCE

50W | 75W | 100W



TECHNICAL SPECIFICATIONS

ELECTRICAL

Operating Voltage Range	140 - 270V
Operating Temp. Range	-10°C to +50°C
Rated Voltage	220-240V/AC, 50Hz
System Wattage	50W 75W 100W
Power factor	>0.95
THD	<10%
Driver Efficiency	>85%

OPTICAL

LED	High Power SMD
Efficacy	≥100 lm/W @5700K
CRI	>70 Ra
CCT	3000K 4000K 5700K
Housing	Powder Coated Die-cast Aluminium
Optics	Type II
Diffuser	Toughened Glass
Mounting Type	Pole Mount
Mounting Pipe Outer Dia	Ø76mm (max)
Fixture Size (LxWxH)	495 x 445 x 550 mm (± 5mm)

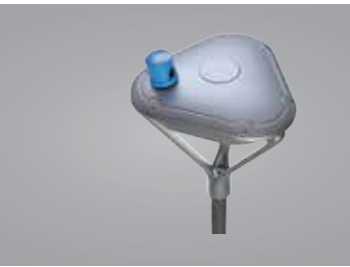

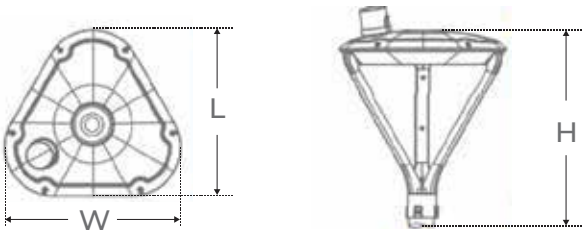
PROTECTION

Ingress Protection (IP)	IP65
Surge Protection	5.0 KV (Additional 10KV/5KA SPD inside the Luminaire)
Over Voltage Protection	440V Compliance (upto 2 hrs)
Impact resistance (IK)	IK07

COLOR

Color Options	Grey Black Customize color (on request)
---------------	--

DIAGRAM



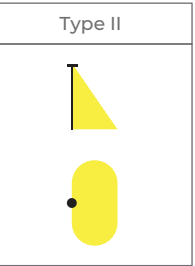
DESCRIPTION

Brilliance LED Courtyard lights are suitable for sidewalks, parks, villages and gardens. There are multiple arrangements: horizontal installation, vertical installation, and side installation to meet the needs of users.

SALIENT FEATURES

- The appearance of the product is super strong line texture, simple and generous
- Various installation methods are available
- Future ready product- Space to add Nema Socket

LIGHT DISTRIBUTION CURVE



SOLARIS

40W | 75W | 100W



TECHNICAL SPECIFICATIONS

ELECTRICAL

Operating Voltage Range	140 - 270V
Operating Temp. Range	-10°C to +50°C
Rated Voltage	220-240V/AC, 50Hz
System Wattage	40W 75W 100W
Power factor	>0.95
THD	<10%
Driver Efficiency	>85%

OPTICAL

LED	High Power SMD
Efficacy	≥100 lm/W @5700K
CRI	≥70 Ra
CCT	3000K 4000K 5700K
Housing	Powder Coated Die-Cast Aluminium
Optics	Type II
Diffuser	Toughened Glass
Mounting Type	Post top
Mounting Pipe Outer Dia	Ø60mm (max)
Fixture Size (DiaxLxH)	Ø320 x 559 x 65mm (Tol.± 5%)

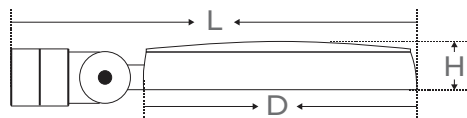
PROTECTION

Ingress Protection (IP)	IP65
Surge Protection	5.0 KV (Additional 10KV/5KA SPD inside the luminary)
Over Voltage Protection	440V Compliance (upto 2hrs)
Impact resistance (IK)	IK07

COLOR

Color Options	Grey Black Customize color (on request)
---------------	---

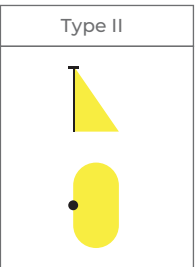
DIAGRAM



SALIENT FEATURES

- Suitable for Walkway, Park, Village, Garden.
- Variety of installation: Horizontal, Vertical and Side, to meet the needs of different applications.
- High Color Rendering Index, Flicker free.
- Type I-S, Type II-M, Type III-S, Type III-M, Type V-M, Type VI-M light distribution lens and tempered glass. 110deg only tempered glass.
- IP65, IK08, to match outdoor condition.
- Suitable for 60mm or 40mm light pole when horizontal or side installation.

LIGHT DISTRIBUTION CURVE



SAFIYA

30W | 50W | 75W



TECHNICAL SPECIFICATIONS

ELECTRICAL

Operating Voltage Range	140 - 270V
Operating Temp. Range	-10°C to +50°C
Rated Voltage	220-240V/AC, 50Hz
System Wattage	30W 50W 75W
Power factor	>0.95
THD	<10%
Driver Efficiency	>85%

OPTICAL

LED	High Power SMD
Efficacy	≥100 lm/W @5700K
CRI	>70 Ra
CCT	3000K 4000K 5700K
Housing	Powder Coated Die-Cast Aluminium
Optics	Type II
Diffuser	Toughened Glass
Mounting Type	Suspended, Post top
Mounting Pipe Outer Dia	Ø60mm (max)
Fixture Size (Dia x H)	Ø480 x 685mm (Tol.± 5%)

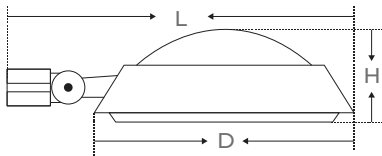
PROTECTION

Ingress Protection (IP)	IP65
Surge Protection	5.0 KV (Additional 10KV/5KA SPD inside the luminaire)
Over Voltage Protection	440V Compliance (upto 2hrs)
Impact resistance (IK)	IK07

COLOR

Color Options	Grey Black Customize color (on request)
---------------	---

DIAGRAM



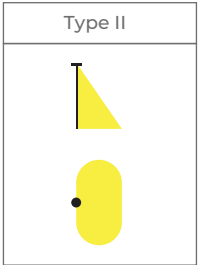
DESCRIPTION

Safiya LED Courtyard lights are suitable for sidewalks, parks, villages, and gardens. There are multiple arrangements: horizontal installation, vertical installation, and side installation to meet the needs of users.

SALIENT FEATURES

- Variety of installation.
- High Color Rendering Index, Flicker free (Ra 70).
- Type II light distribution lens and tempered glass.
- IP65, IK07, to match outdoor condition.
- Suitable for 60mm or 76mm light pole when vertical installation, suitable for 60mm light pole when horizontal or side installation.

LIGHT DISTRIBUTION CURVE



OAK OVATION

40W | 50W | 60W | 80W | 100W



TECHNICAL SPECIFICATIONS

ELECTRICAL

Operating Voltage Range	140 - 270V
Operating Temp. Range	-10°C to +50°C
Rated Voltage	220-240V/AC, 50Hz
System Wattage	40W 50W 60W 80W 100W
Power factor	>0.95
THD	<10%
Driver Efficiency	>85%

OPTICAL

LED	High Power SMD
Efficacy	100 lm/W @5700K
CRI	>70 Ra
CCT	3000K 4000K 5700K
Housing	Powder Coated Spun & Die Cast Aluminium
Optics	TII, TIII, TIV, Optics
Diffuser	Toughened Glass
Mounting Type	Post top
Mounting Pipe Outer Dia	Ø80mm (max)
Fixture Size (Dia x H)	Ø450 x 750mm (Tol.± 5%)



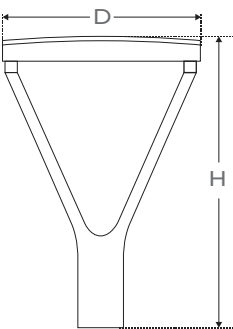
PROTECTION

Ingress Protection (IP)	IP65
Surge Protection	4.0 KV (Additional 10KV/5KA SPD inside the luminary)
Over Voltage Protection	440V Compliance (upto 2hrs)
Impact resistance (IK)	IK07

COLOR

Color Options	Grey Black Customize color (on request)
---------------	---

DIAGRAM



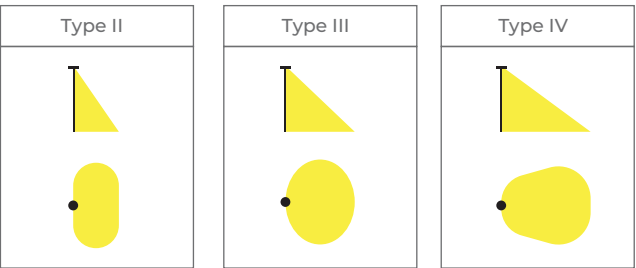
DESCRIPTION

Oak Ovation LED Courtyard lights are suitable for sidewalks, parks, villages, and gardens. Vertical installation, and arrangement installation to meet the needs of users.

SALEINT FEATURES

- High Color Rendering Index, Flicker free (Ra 70) .
- Type II light distribution lens and tempered glass.
- IP65, IK07, to match outdoor condition.
- Suitable for 76mm light pole when vertical installation

LIGHT DISTRIBUTION CURVE



DESERT
MIRAGE

40W | 50W | 60W | 70W | 80W

TECHNICAL
SPECIFICATIONS

ELECTRICAL

Operating Voltage Range	140 - 270V
Operating Temp. Range	-10°C to +50°C
Rated Voltage	220-240V/AC, 50Hz
System Wattage	40W 50W 60W 70W 80W
Power factor	>0.95
THD	<10%
Driver Efficiency	>85%

OPTICAL

LED	High Power SMD
Efficacy	100 lm/W @5700K
CRI	>70 Ra
CCT	3000K 4000K 5700K
Housing	Powder Coated Spun & Die Cast Aluminium
Optics	Type II
Diffuser	Toughened Glass
Mounting Type	Post top
Mounting Pipe Outer Dia	Ø75mm (max)
Fixture Size (Dia x H)	Ø450 x 750mm (Tol.± 5%)

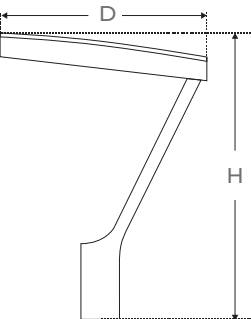
PROTECTION

Ingress Protection (IP)	IP65
Surge Protection	4.0 KV (Extra 10KV/440V SPD inside the luminary)
Over Voltage Protection	440V Compliance (upto 2hrs)
Impact resistance (IK)	IK07

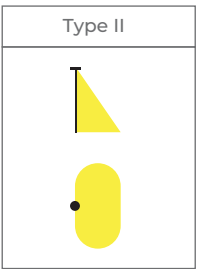
COLOR

Color Options	Grey Black Customize color (on request)
---------------	---

DIAGRAM



LIGHT DISTRIBUTION CURVE



AGNI

30W | 40W | 50W | 60W

TECHNICAL
SPECIFICATIONS

ELECTRICAL

Operating Voltage Range	140 - 270V
Operating Temp. Range	-10°C to +45°C
Rated Voltage	220-240V/AC, 50Hz
System Wattage	30W 40W 50W 60W
Power factor	≥0.95
THD	≤10%
Driver Efficiency	≥90%

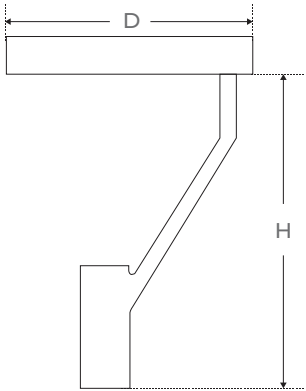
OPTICAL

LED	High Power SMD
Efficacy	≥80 lm/W @5700K
CRI	≥70 Ra
CCT	3000K 4000K 6500K
Housing	Powder Coated Spun & Die Cast Aluminium
Optics	Type II, Type III
Diffuser	Acrylic
Mounting Type	Post top
Mounting Pipe Outer Dia	Ø60mm (max)
Fixture Size (Dia x H)	Ø400 x 580mm (Tol.± 5%)

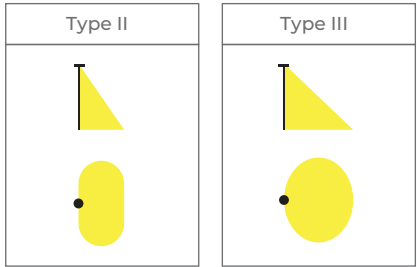
PROTECTION

Ingress Protection (IP)	IP65
Surge Protection	5.0 KV (Additional 10KV/5KA SPD inside the luminary)
Over Voltage Protection	440V Compliance (upto 2hrs)
Impact resistance (IK)	IK07

DIAGRAM



LIGHT DISTRIBUTION CURVE



SENTINEL

60W | 90W | 120W | 150W



TECHNICAL SPECIFICATIONS

ELECTRICAL

Operating Voltage Range	140 - 270V
Operating Temp. Range	-10°C to +50°C
Rated Voltage	220-240V/AC, 50Hz
System Wattage	60W 90W 120W 150W
Power factor	>0.90
THD	<10%
Driver Efficiency	>85%

OPTICAL

LED	High Power SMD
Efficacy	≥100 lm/W @5700K
CRI	>70 Ra
CCT	3000K 4000K 5700K
Housing	Powder Coated Spun & Die Cast Aluminium
Optics	Type I, Type II
Diffuser	Acrylic
Mounting Type	Suspended
Mounting Pipe Outer Dia	3/4 BSP Socket/Pin Type
Fixture Size (Dia x H)	Ø620 x 630mm (Tol.± 5mm)

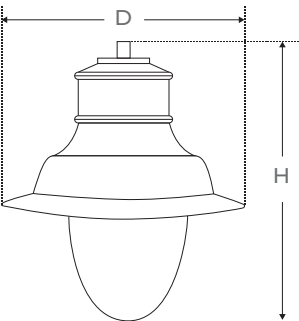
PROTECTION

Ingress Protection (IP)	IP65
Surge Protection	5.0 KV (Additional 10KV/5KA SPD inside the luminary)
Over Voltage Protection	440V Compliance (upto 2hrs)
Impact resistance (IK)	IK07

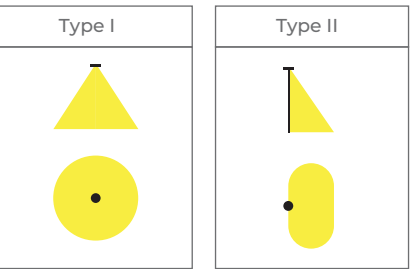
COLOR

Color Options	Grey Black Customize color (on request)
---------------	---

DIAGRAM



LIGHT DISTRIBUTION CURVE



MINI SENTINEL

45W | 60W



TECHNICAL SPECIFICATIONS

ELECTRICAL

Operating Voltage Range	140 - 270V
Operating Temp. Range	-10°C to +50°C
Rated Voltage	220-240V/AC, 50Hz
System Wattage	45W 60W
Power factor	>0.90
THD	<10%
Driver Efficiency	>85%

OPTICAL

LED	High Power SMD
Efficacy	≥90 lm/W @5700K
CRI	>70 Ra
CCT	3000K 4000K 5700K
Housing	Powder Coated Spun & Die Cast Aluminium
Optics	Type I, Type II
Diffuser	Acrylic
Mounting Type	Suspended
Mounting Pipe Outer Dia	3/4 BSP Socket/Pin Type
Fixture Size (Dia x H)	Ø510 x 560mm (Tol.± 5mm)

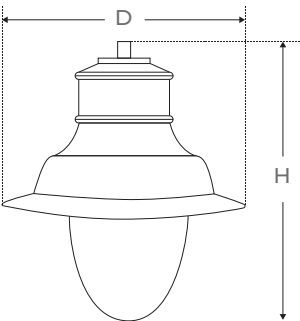
PROTECTION

Ingress Protection (IP)	IP65
Surge Protection	5.0 KV (Additional 10KV/5KA SPD inside the luminary)
Over Voltage Protection	440V Compliance (upto 2hrs)
Impact resistance (IK)	IK07

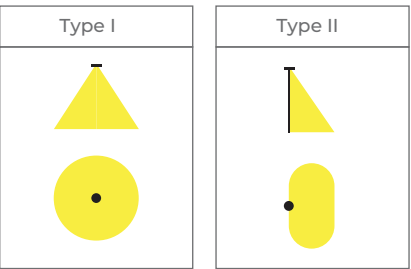
COLOR

Color Options	Grey Black Customize color (on request)
---------------	---

DIAGRAM



LIGHT DISTRIBUTION CURVE



AVOIR

28W



TECHNICAL SPECIFICATIONS

ELECTRICAL

Operating Voltage Range	140 - 270V
Operating Temp. Range	-10°C to +50°C
Rated Voltage	220-240V/AC, 50Hz
System Wattage	28W
Power factor	>0.90
THD	<10%
Driver Efficiency	>85%

OPTICAL

LED	High Power SMD
Efficacy	≥100 lm/W @5700K
CRI	>70 Ra
CCT	3000K 4000K 5700K
Housing	Powder Coated Spun & Die Cast Aluminium
Optics	Type I, Type II, Type III
Diffuser	Acrylic
Mounting Type	Post top
Mounting Pipe Outer Dia	Ø60mm (max)
Fixture Size (Dia x H)	Ø600 x 650mm (Tol.± 5%)

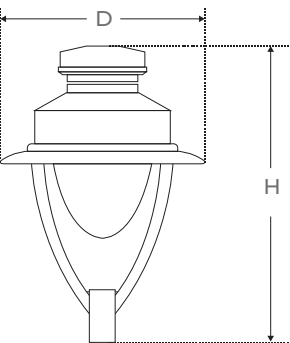
PROTECTION

Ingress Protection (IP)	IP65
Surge Protection	5.0 KV (Extra 10KV/440V SPD inside the luminary)
Over Voltage Protection	440V Compliance (upto 2hrs)
Impact resistance (IK)	IK07

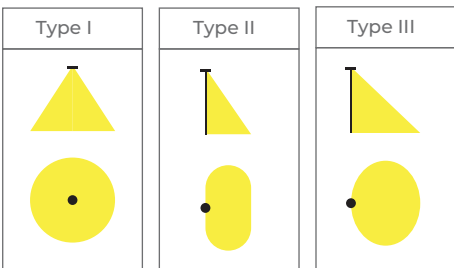
COLOR

Color Options	Grey Black Customize color (on request)
---------------	--

DIAGRAM



LIGHT DISTRIBUTION CURVE



PUR AIS

30W | 40W | 50W | 60W | 75W



TECHNICAL SPECIFICATIONS

ELECTRICAL

Operating Voltage Range	140 - 270V
Operating Temp. Range	-10°C to +50°C
Rated Voltage	220-240V/AC, 50Hz
System Wattage	30W 40W 50W 60W 75W
Power factor	≥0.95
THD	≤10%
Driver Efficiency	≥90%

OPTICAL

LED	High Power SMD
Efficacy	≥100 lm/W @5700K
CRI	≥70 Ra
CCT	3000K 4000K 6500K
Housing	Powder Coated Spun & Die Cast Aluminium
Optics	Type I, Type II
Diffuser	PMMA Acrylic
Mounting Type	Suspended Post top
Mounting Pipe Outer Dia	3/4 BSP Socket/Pin Type
Fixture Size (Dia x H)	Ø500 x 435mm (Tol.± 5%)

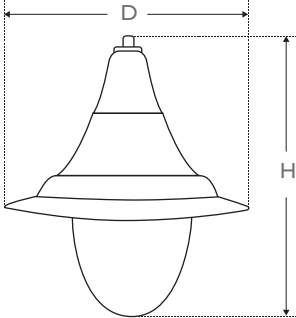
PROTECTION

Ingress Protection (IP)	IP65
Surge Protection	5.0 KV (Extra 10KV/440V SPD inside the luminary)
Over Voltage Protection	440V Compliance (upto 2hrs)
Impact resistance (IK)	IK07

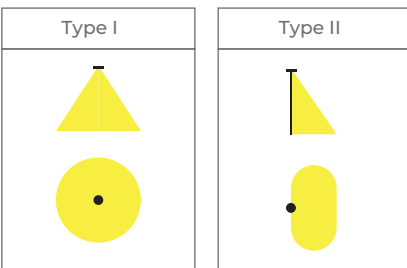
COLOR

Color Options	Grey Black Customize color (on request)
---------------	--

DIAGRAM



LIGHT DISTRIBUTION CURVE



MAPPLE

30W | 40W | 50W | 60W | 75W



TECHNICAL SPECIFICATIONS

ELECTRICAL

Operating Voltage Range	140 - 270V
Operating Temp. Range	-10°C to +50°C
Rated Voltage	220-240V/AC, 50Hz
System Wattage	30W 40W 50W 60W 75W
Power factor	≥0.95
THD	≤10%
Driver Efficiency	≥90%

OPTICAL

LED	High Power SMD
Efficacy	≥100 lm/W @5700K
CRI	≥70 Ra
CCT	3000K 4000K 5700K
Housing	Powder Coated Spun & Die Cast Aluminium
Optics	Symetric, Asymetric, Type I, Type II
Diffuser	PMMA Acrylic
Mounting Type	Suspended Post top
Mounting Pipe Outer Dia	Ø40mm (max)
Fixture Size (Dia x H)	Ø500 x 825mm (Tol.± 5%)

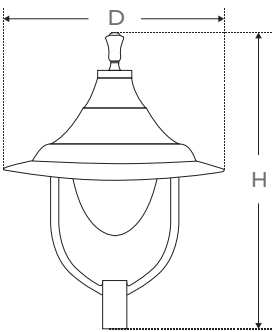
PROTECTION

Ingress Protection (IP)	IP65
Surge Protection	5.0 KV (Extra 10KV/5KA SPD inside the luminary)
Over Voltage Protection	440V Compliance (upto 2hrs)
Impact resistance (IK)	IK07

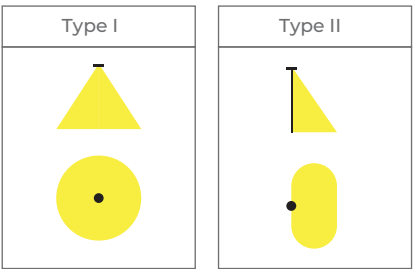
COLOR

Color Options	Grey Black Customize color (on request)
---------------	---

DIAGRAM



LIGHT DISTRIBUTION CURVE



ZENITH

30W | 40W | 50W | 60W



TECHNICAL SPECIFICATIONS

ELECTRICAL

Operating Voltage Range	140 - 270V
Operating Temp. Range	-10°C to +50°C
Rated Voltage	220-240V/AC, 50Hz
System Wattage	30W 40W 50W 60W
Power factor	>0.95
THD	<10%
Driver Efficiency	>90%

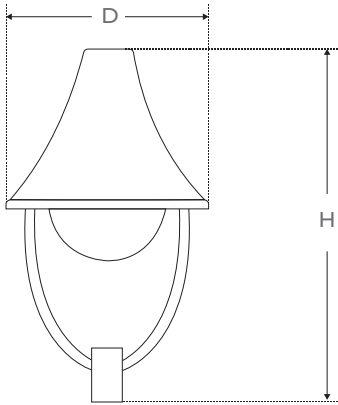
OPTICAL

LED	High Power SMD
Efficacy	≥100 lm/W @5700K
CRI	>70 Ra
CCT	3000K 4000K 5700K
Housing	Powder Coated Spun & Die Cast Aluminium
Optics	Type V
Diffuser	Acrylic
Mounting Type	Suspended/Pendant/Post top
Mounting Pipe Outer Dia	Ø70mm (max)
Fixture Size (Dia x H)	Ø465 x 800mm (Tol.± 5%)

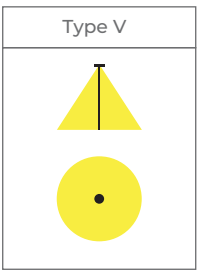
PROTECTION

Ingress Protection (IP)	IP65
Surge Protection	4.0 KV (Additional 10KV/5KA SPD inside the luminary)
Over Voltage Protection	440V Compliance (upto 2hrs)
Impact resistance (IK)	IK07

DIAGRAM



LIGHT DISTRIBUTION CURVE



POLESTAR



30W | 45W | 60W | 75W | 90W

TECHNICAL SPECIFICATIONS

ELECTRICAL

Operating Voltage Range	140 - 270V
Operating Temp. Range	-10°C to +50°C
Rated Voltage	220-240V/AC, 50Hz
System Wattage	30W 45W 60W 75W 90W
Power factor	>0.95
THD	<10%
Driver Efficiency	>85%

OPTICAL

LED	High Power SMD
Efficacy	≥90 lm/W @5700K
CRI	>70 Ra
CCT	3000K 4000K 5700K
Housing	Powder Coated Spun & Die Cast Aluminium
Optics	Type II, Type III
Diffuser	PC Diffused
Mounting Type	Post top
Mounting Pipe Outer Dia	Ø70mm (max)
Fixture Size (Dia x H)	Ø400 x 750mm x 225mm (Tol.± 5%)

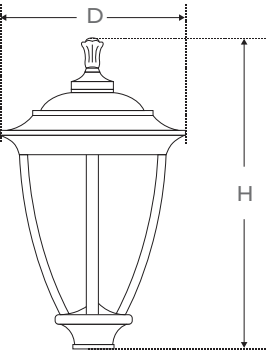
PROTECTION

Ingress Protection (IP)	IP66
Surge Protection	5.0 KV (Additional 10KV/5KA SPD inside the luminary)
Over Voltage Protection	440V Compliance (upto 2hrs)
Impact resistance (IK)	IK07

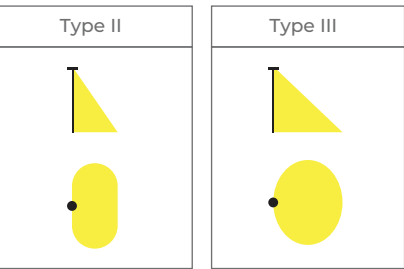
COLOR

Color Options	Grey Black Customize color (on request)
---------------	---


DIAGRAM



LIGHT DISTRIBUTION CURVE



SHOE BOX



40W | 50W | 60W | 100W | 120W

TECHNICAL SPECIFICATIONS

ELECTRICAL

Operating Voltage Range	140 - 270V
Operating Temp. Range	-10°C to +50°C
Rated Voltage	220-240V/AC, 50Hz
System Wattage	40W 50W 60W 100W 120W
Power factor	>0.95
THD	<10%
Driver Efficiency	>85%

OPTICAL

LED	High Power SMD
Efficacy	≥75 lm/W @5700K
CRI	>70 Ra
CCT	3000K 4000K 5700K
Housing	Powder Coated Spun & Die Cast Aluminium
Optics	Type II, Type III
Diffuser	Toughened Glass
Mounting Type	Post top
Mounting Pipe Outer Dia	Ø115mm (max)
Fixture Size (LxWxH)	400mm x 300mm x 80mm (Tol.± 5%)

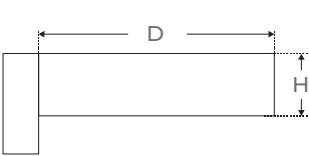
PROTECTION

Ingress Protection (IP)	IP66
Surge Protection	5.0 KV (Extra 10KV/5KA SPD inside the luminary)
Over Voltage Protection	440V Compliance (upto 2hrs)
Impact resistance (IK)	IK07

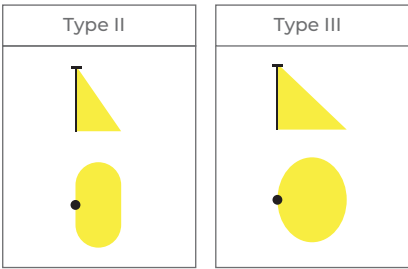
COLOR

Color Options	Grey Black Customize color (on request)
---------------	---

DIAGRAM



LIGHT DISTRIBUTION CURVE



LUMINOSITY

40W | 50W | 60W | 75W | 90W | 100W



TECHNICAL SPECIFICATIONS

ELECTRICAL

Operating Voltage Range	140 - 270V
Operating Temp. Range	-10°C to +45°C
Rated Voltage	220-240V/AC, 50Hz
System Wattage	40W 50W 60W 75W 90W 100W
Power factor	≥0.95
THD	≤10%
Driver Efficiency	≥90%

OPTICAL

LED	High Power SMD
Efficacy	≥80 lm/W @5700K
CRI	≥70 Ra
CCT	3000K 4000K 6500K
Housing	Powder Coated Spun & Die Cast Aluminium
Optics	Type V
Diffuser	Acrylic, PC Diffused
Mounting Type	Post top
Mounting Pipe Outer Dia	Ø60mm
Fixture Size (Dia x H)	Ø540 x 780mm (Tol.± 5%)

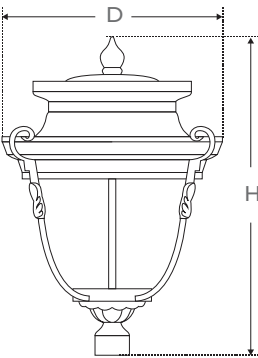
PROTECTION

Ingress Protection (IP)	IP65
Surge Protection	5.0 KV (Extra 10KV/5KA SPD inside the luminary)
Over Voltage Protection	440V Compliance (upto 2hrs)
Impact resistance (IK)	IK07

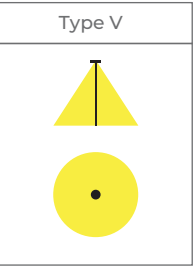
COLOR

Color Options	Grey Black Customize color (on request)
---------------	---

DIAGRAM



LIGHT DISTRIBUTION CURVE



SENTRY

50W



TECHNICAL SPECIFICATIONS

ELECTRICAL

Operating Voltage Range	140 - 270V
Operating Temp. Range	-10°C to +45°C
Rated Voltage	220-240V/AC, 50Hz
System Wattage	50W ±5
Power factor	≥0.95
THD	≤ 10%
Driver Efficiency	≥90%

OPTICAL

LED	High Power SMD
Efficacy	≥80 lm/W @5700K
CRI	≥70 Ra
CCT	3000K ±310K
Housing	Powder Coated Spun & Die Cast Aluminium
Optics	Type V
Diffuser	Acrylic
Mounting Type	Pole Top Vertical Good for Dia. 60mm OD
Mounting Pipe Outer Dia	Ø60mm
Fixture Size (Dia x H)	Ø540 x 780mm (Tol.± 5mm)


PROTECTION

Ingress Protection (IP)	IP65
Surge Protection	5.0 KV (External Surge Protection 10KV)
Over Voltage Protection	440V Compliance (upto 2hrs)
Impact resistance (IK)	IK07

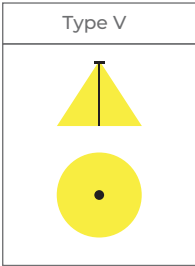
COLOR

Color Options	Grey Black Customize color (on request)
---------------	---

DIAGRAM



LIGHT DISTRIBUTION CURVE



RING

40W | 60W



TECHNICAL SPECIFICATIONS

ELECTRICAL

Operating Voltage Range	120 - 300V
Operating Temp. Range	-10°C to +50°C
Rated Voltage	220-240V/AC, 50Hz
System Wattage	40W 60W
Power factor	>0.95
THD	<10%
Driver Efficiency	>85%

OPTICAL

LED	High Power SMD
Efficacy	≥80 lm/W @5700K
CRI	>70 Ra
CCT	3000K 4000K 5700K
Housing	Powder Coated Spun & Die Cast Aluminium
Optics	Type V
Diffuser	Acrylic
Mounting Type	Post top
Mounting Pipe Outer Dia	Ø50mm (max)
Fixture Size (Dia x H)	Ø400 x 355mm (Tol.± 5%)

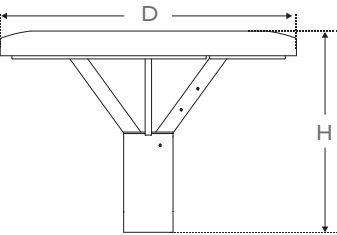
PROTECTION

Ingress Protection (IP)	IP65
Surge Protection	5.0 KV (Extra 10KV/5KA SPD inside the luminary)
Over Voltage Protection	440V Compliance (upto 2hrs)
Impact resistance (IK)	IK07

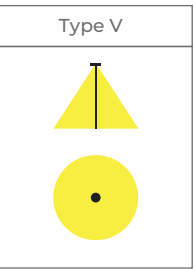
COLOR

Color Options	Grey Black Customize color (on request)
---------------	---

DIAGRAM



LIGHT DISTRIBUTION CURVE



RADIANCE

30W | 40W | 50W | 60W | 75W



TECHNICAL SPECIFICATIONS

ELECTRICAL

Operating Voltage Range	140 - 270V
Operating Temp. Range	-10°C to +50°C
Rated Voltage	220-240V/AC, 50Hz
System Wattage	30W 40W 50W 60W 75W
Power factor	≥0.95
THD	≤10%
Driver Efficiency	≥85%

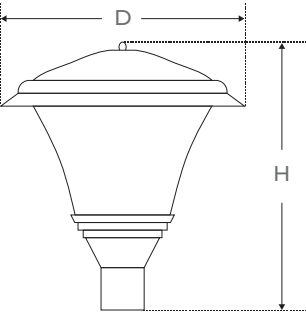
OPTICAL

LED	High Power SMD
Efficacy	≥60 lm/W @5700K
CRI	≥70 Ra
CCT	3000K 4000K 5700K
Housing	Powder Coated Spun & Die Cast Aluminium
Optics	Type V
Diffuser	Acrylic
Mounting Type	Post top
Mounting Pipe Outer Dia	Ø60mm (max)
Fixture Size (Dia x H)	Ø405 x 340mm (Tol.± 5%)

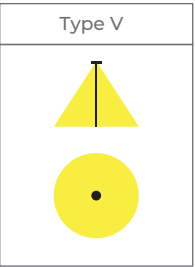
PROTECTION

Ingress Protection (IP)	IP65
Surge Protection	5.0 KV (Extra 10KV/440V SPD inside the luminary)
Over Voltage Protection	440V Compliance (upto 2hrs)
Impact resistance (IK)	IK07

DIAGRAM



LIGHT DISTRIBUTION CURVE



LUMINA

30W | 40W | 50W | 60W | 75W



TECHNICAL SPECIFICATIONS

ELECTRICAL

Operating Voltage Range	140 - 270V
Operating Temp. Range	-10°C to +50°C
Rated Voltage	220-240V/AC, 50Hz
System Wattage	30W 40W 50W 60W 75W
Power factor	≥0.95
THD	≤10%
Driver Efficiency	≥85%

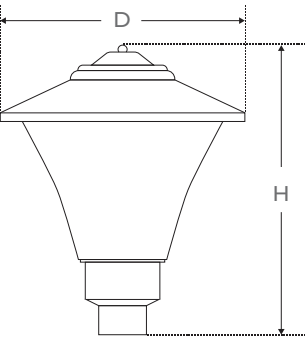
OPTICAL

LED	High Power SMD
Efficacy	≥100 lm/W @5700K
CRI	≥70 Ra
CCT	3000K 4000K 5700K
Housing	Powder Coated Spun & Die Cast Aluminium
Optics	Type V
Diffuser	Acrylic/PC
Mounting Type	Post top
Mounting Pipe Outer Dia	Ø60mm (max)
Fixture Size (Dia x H)	Ø400 x 440mm (Tol.± 5%)

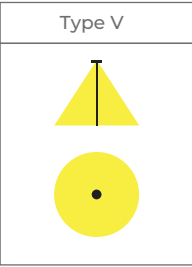
PROTECTION

Ingress Protection (IP)	IP65
Surge Protection	5.0 KV (Extra 10KV/5KA SPD inside the luminary)
Over Voltage Protection	440V Compliance (upto 2hrs)
Impact resistance (IK)	IK07

DIAGRAM



LIGHT DISTRIBUTION CURVE



AURORA

30W | 40W



TECHNICAL SPECIFICATIONS

ELECTRICAL

Operating Voltage Range	140 - 270V
Operating Temp. Range	-10°C to +50°C
Rated Voltage	220-240V/AC, 50Hz
System Wattage	30W 40W
Power factor	≥0.95
THD	≤10%
Driver Efficiency	≥85%

OPTICAL

LED	High Power SMD
Efficacy	≥100 lm/W @5700K
CRI	≥70 Ra
CCT	3000K 4000K 5700K
Housing	Powder Coated Spun & Die Cast Aluminium
Optics	Type V
Diffuser	Acrylic/PC
Mounting Type	Post top
Mounting Pipe Outer Dia	Ø45mm (max)
Fixture Size (Dia x H)	Ø300 x 310mm (Tol.± 5%)

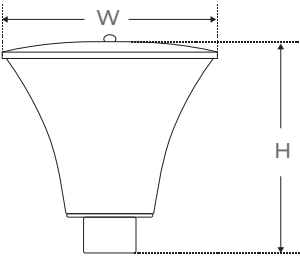
PROTECTION

Ingress Protection (IP)	IP65
Surge Protection	5.0 KV (Extra 10KV/5KA SPD inside the luminary)
Over Voltage Protection	440V Compliance (upto 2hrs)
Impact resistance (IK)	IK07

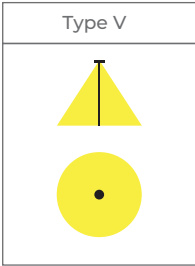
COLOR

Color Options	Grey Black Customize color (on request)
---------------	---

DIAGRAM



LIGHT DISTRIBUTION CURVE



TURAIS

30W | 40W | 50W | 75W | 80W



TECHNICAL SPECIFICATIONS

ELECTRICAL

Operating Voltage Range	140 - 270V
Operating Temp. Range	-10°C to +50°C
Rated Voltage	220-240V/AC, 50Hz
System Wattage	30W 40W 50W 75W 80W
Power factor	>0.95
THD	<10%
Driver Efficiency	>85%

OPTICAL

LED	High Power SMD
Efficacy	≥70 lm/W @5700K
CRI	>70 Ra
CCT	3000K 4000K 5700K
Housing	Powder Coated Spun & Die Cast Aluminium
Optics	Type II, Type III, Type V
Diffuser	Acrylic
Mounting Type	Post top
Mounting Pipe Outer Dia	Ø30mm (max)
Fixture Size (L x W x H)	315 x 315mm x 710mm (Tol.± 5%)

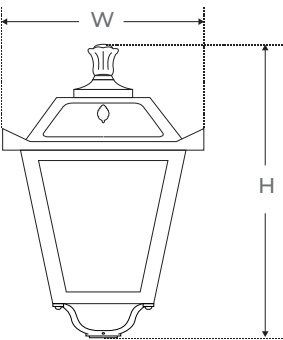
PROTECTION

Ingress Protection (IP)	IP65
Surge Protection	5.0 KV (Extra 10KV/5KV SPD inside the luminary)
Over Voltage Protection	440V Compliance (upto 2hrs)
Impact resistance (IK)	IK07

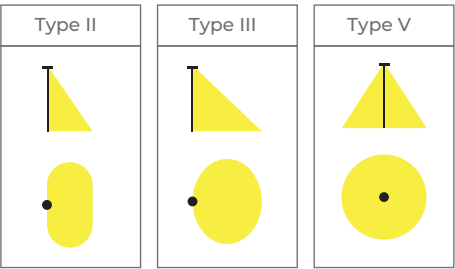
COLOR

Color Options	Grey Black Customize color (on request)
---------------	---

DIAGRAM



LIGHT DISTRIBUTION CURVE



RENEVA

30W | 40W



TECHNICAL SPECIFICATIONS

ELECTRICAL

Operating Voltage Range	140 - 270V
Operating Temp. Range	-10°C to +50°C
Rated Voltage	220-240V/AC, 50Hz
System Wattage	30W 40W
Power factor	>0.9
THD	<10%
Driver Efficiency	>85%

OPTICAL

LED	High Power SMD
Efficacy	≥70 lm/W @5700K
CRI	>70 Ra
CCT	3000K 4000K 5700K
Housing	Powder Coated Spun & Die Cast Aluminium
Optics	Indirect
Diffuser	Toughened Glass
Mounting Type	Post top
Mounting Pipe Outer Dia	Ø60mm (max)
Fixture Size (Dia x H)	Ø605 x 680mm (Tol.± 5%)

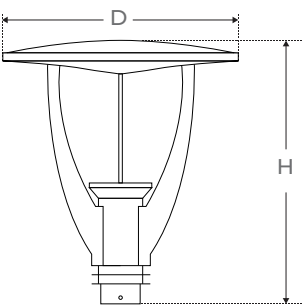
PROTECTION

Ingress Protection (IP)	IP65
Surge Protection	5.0 KV (Extra 10KV/5KA SPD inside the luminary)
Over Voltage Protection	440V Compliance (upto 2hrs)
Impact resistance (IK)	IK07

COLOR

Color Options	Grey Black Customize color (on request)
---------------	---

DIAGRAM



ILLUMINATE

20W | 40W



TECHNICAL SPECIFICATIONS

ELECTRICAL

Operating Voltage Range	140 - 270V
Operating Temp. Range	-10°C to +50°C
Rated Voltage	220-240V/AC, 50Hz
System Wattage	20W 40W
Power factor	>0.95
THD	<10%
Driver Efficiency	>85%

OPTICAL

LED	High Power SMD
Efficacy	≥80 lm/W @5700K
CRI	>70 Ra
CCT	3000K 4000K 5700K
Housing	Powder Coated Spun & Die Cast Aluminium
Optics	Type V
Diffuser	Acrylic Diffused
Mounting Type	Post top
Mounting Pipe Outer Dia	Ø50mm (max)
Fixture Size (Dia x H)	Ø320 x 580mm (Tol.± 5%)


PROTECTION

Ingress Protection (IP)	IP65
Surge Protection	5.0 KV (Extra 10KV/5KA SPD inside the luminaire)
Over Voltage Protection	440V Compliance (upto 2hrs)
Impact resistance (IK)	IK07

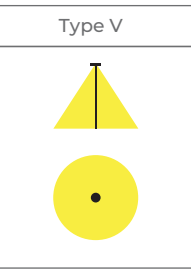
COLOR

Color Options	Grey Black Customize color (on request)
---------------	---

DIAGRAM



LIGHT DISTRIBUTION CURVE



NIMBUS

25W



TECHNICAL SPECIFICATIONS

ELECTRICAL

Operating Voltage Range	140 - 270V
Operating Temp. Range	-10°C to +50°C
Rated Voltage	220-240V/AC, 50Hz
System Wattage	25W
Power factor	≥0.95
THD	≤10%
Driver Efficiency	≥85%

OPTICAL

LED	High Power SMD
Efficacy	≥100 lm/W @5700K
CRI	≥70 Ra
CCT	3000K 4000K 5700K
Housing	Powder Coated Spun & Die Cast Aluminium
Optics	Type V
Diffuser	Acrylic
Mounting Type	Post top
Mounting Pipe Outer Dia	Ø48mm
Fixture Size (Dia x H)	Ø215 x 245mm (Tol.± 5%)

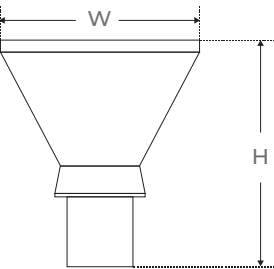
PROTECTION

Ingress Protection (IP)	IP65
Surge Protection	5.0 KV (Extra 10KV/5KA SPD inside the luminaire)
Over Voltage Protection	440V Compliance (upto 2hrs)
Impact resistance (IK)	IK07

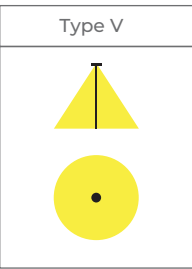
COLOR

Color Options	Grey Black Customize color (on request)
---------------	---

DIAGRAM



LIGHT DISTRIBUTION CURVE



AKARI

15W | 25W



TECHNICAL SPECIFICATIONS

ELECTRICAL

Operating Voltage Range	140 - 270V
Operating Temp. Range	-10°C to +45°C
Rated Voltage	220-240V/AC, 50Hz
System Wattage	15W 25W
Power factor	≥0.95
THD	≤10%
Driver Efficiency	≥90%

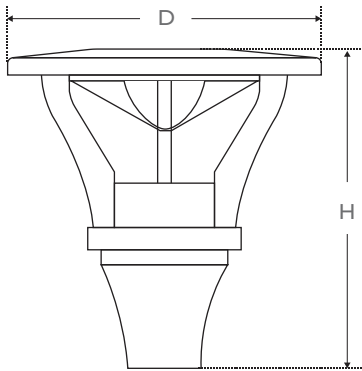
OPTICAL

LED	High Power SMD
Efficacy	≥80 lm/W @5700K
CRI	≥70 Ra
CCT	3000K 4000K 6500K
Housing	Powder Coated Spun & Die Cast Aluminium
Optics	Indirect
Diffuser	Toughend Glass
Mounting Type	Post Top
Mounting Pipe Outer Dia	Ø48mm
Fixture Size (Dia x H)	Ø285 x 300mm (Tol.± 5%)

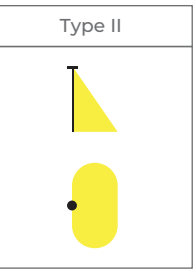
PROTECTION

Ingress Protection (IP)	IP66
Surge Protection	5.0 KV (Extra 10KV/440V SPD inside the luminary)
Over Voltage Protection	440V Compliance (upto 2hrs)
Impact resistance (IK)	IK07

DIAGRAM



LIGHT DISTRIBUTION CURVE



NIGHTGLOW

20W | 30W



TECHNICAL SPECIFICATIONS

ELECTRICAL

Operating Voltage Range	140 - 270V
Operating Temp. Range	-10°C to +45°C
Rated Voltage	220-240V/AC, 50Hz
System Wattage	20W 30W
Power factor	≥0.95
THD	≤10%
Driver Efficiency	≥90%

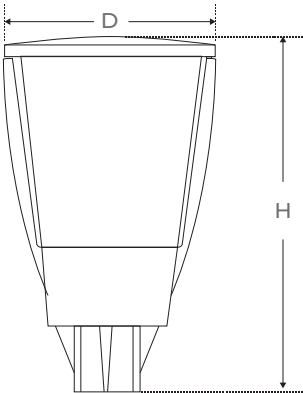
OPTICAL

LED	High Power SMD
Efficacy	≥100 lm/W @5700K
CRI	≥70 Ra
CCT	3000K 4000K 6500K
Housing	Powder Coated Spun & Die Cast Aluminium
Optics	Type V
Diffuser	Acrylic
Mounting Type	Post top
Mounting Pipe Outer Dia	Ø50mm (max)
Fixture Size (Dia x H)	Ø235 x 395mm (Tol.± 5%)

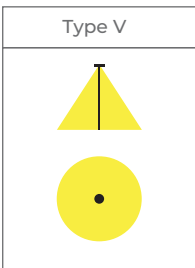
PROTECTION

Ingress Protection (IP)	IP65
Surge Protection	5.0 KV (Additional 10KV/5KA SPD inside the luminary)
Over Voltage Protection	440V Compliance (upto 2hrs)
Impact resistance (IK)	IK07

DIAGRAM



LIGHT DISTRIBUTION CURVE





Looking for
Jaquar Lighting Products?

CALL
PURCHASE ASSISTANCE
1800-120-332222
(Toll Free)

And we'll make it easy!

Speak to our Lighting Experts, who will suggest the right product
that you should go in for and where to buy it from